



ZENITH

TRADE MARK REG.


GUARANTEED REPLACEMENT PARTS ★ TUBES ★ AND ACCESSORIES

Zenith Replacement Parts, Radio Tubes and Accessories represent the last word in high engineering standards and precision manufacture. The Radio Service Technician who uses genuine Zenith Replacement Parts can proudly know they are built of the finest materials, with the most skilled and careful workmanship. Rigid inspection insures the perfection and long life for which Zenith products are famous.

PRICE
25¢

TUBULAR PAPER CONDENSERS


A General Replacement Line of all Capacities and Voltage Rating. A Fast Moving and Profitable Item.



Finest grade hermetically sealed and impervious to moisture and humidity. Non-inductive construction. Furnished with outside foil ground and convenient solid tinned pig-tail leads. Available in 200, 400 and 600 volt rating. Every dealer and Radio Service Technician should carry an adequate inventory of these condensers. Every unit stamped with part number and electrical specifications. Flash tested at five times rated voltage:

200 WORKING VOLTS			400 WORKING VOLTS			600 WORKING VOLTS		
PART NO.	CAP. MFD.	LIST PRICE	PART NO.	CAP. MFD.	LIST PRICE	PART NO.	CAP. MFD.	LIST PRICE
22-602	.002	\$0.12	22-603	.002	\$0.15	22-492	.002	\$0.18
22-604	.003	.12	22-326	.003	.15	22-288	.003	.18
22-561	.004	.12	22-611	.004	.15	22-448	.004	.18
22-605	.005	.12	22-612	.005	.15	22-229	.005	.18
22-606	.006	.12	22-613	.006	.15	22-458	.006	.18
22-607	.008	.12	22-614	.008	.15	22-619	.008	.18
22-312	.01	.12	22-316	.01	.15	22-371	.01	.18
22-327	.02	.12	22-313	.02	.15	22-435	.02	.18
22-219	.03	.12	22-649	.03	.15	22-287	.03	.18
22-608	.04	.12	22-615	.04	.15	22-378	.04	.18
22-314	.05	.12	22-487	.05	.15	22-523	.05	.18
22-200	.06	.15	22-616	.06	.20	22-620	.06	.23
22-609	.08	.15	22-617	.08	.20	22-621	.08	.23
22-275	.1	.15	22-311	.1	.20	22-621	.08	.23
22-467	.2	.15	22-177	.2	.20	22-494	.1	.23
22-540	.25	.20	22-534	.25	.25	22-622	.2	.23
22-565	.5	.30	22-433	.5	.35	22-623	.25	.25
22-610	1.	.45	22-618	1.	.50	22-624	.5	.40


SCREW TYPE METAL ELECTROLYTICS



Conservatively rated and designed for long life. Popular screw thread mounting. Particularly adapted to P. A. work, as well as radio. Available in both wet and dry types. Negative case grounded with single and dual positive connectors.

PART NO.	CAP. MFD.	WORK VOLTS	DIMENSIONS	TYPE	LIST PRICE	PART NO.	CAP. MFD.	WORK VOLTS	DIMENSIONS	TYPE	LIST PRICE
22-360	4.	600	1 1/2" dia. x 4 5/8"	Dry	\$3.00	22-308	16.	100	1 3/8" dia. x 4 3/16"	Wet	\$1.00
22-512	8.	450	1 3/8" dia. x 4 7/8"	Dry	1.10	22-294	16.	450	1 1/2" dia. x 4 1/2"	✓	1.35
22-504	8.	450	1 3/8" dia. x 4 1/2"	Wet	.85	22-554	20.	400	1 3/8" dia. x 5"	✓	.85
22-331	8.	500	1 3/8" dia. x 4 1/2"	✓	1.00	22-552	20.	300	1" dia. x 4 1/2"	✓	.75
22-125	8.	450	1 3/8" dia. x 4 1/2"	Wet	.85	22-555	30.	300	1 3/8" dia. x 5"	✓	.85
22-505	12.	325	1" dia. x 4 1/2"	✓	.75	22-318	2.-8.	450	1 3/8" dia. x 4 7/16"	Dry	1.75
22-551	16.	400	1" dia. x 4 1/2"	✓	.85	22-307	5.-25.	150	1 3/8" dia. x 4 1/2"	✓	2.00
22-513	16.	450	1 1/2" dia. x 4 7/16"	Dry	1.75	22-453	8.-8.	450	1 3/8" dia. x 4 7/8"	✓	2.25
22-506	16.	250	1" dia. x 4 1/2"	Wet	.75	22-322	8.-8.	450	1 3/8" dia. x 4 7/8"	✓	2.25
22-361	16.	450	1 7/16" dia. x 5 7/8"	✓	1.35	22-204	8.-8.	450	1 1/2" dia. x 4 13/16"	✓	2.25

TUBULAR TYPE ELECTROLYTICS




High capacity, dry type, low voltage. Convenient size permits ease of installation without necessity of mounting. Heavy tin leads swedged to prevent pulling out or intermittent contact. Same rating and high quality construction found in all other Zenith condensers.

PART NO.	CAP. MFD.	WORK VOLTS	DIMENSIONS	LIST PRICE	PART NO.	CAP. MFD.	WORK VOLTS	DIMENSIONS	LIST PRICE
22-225	5.	25	5/8" dia. x 2 3/16"	\$0.50	22-420	10.	25	1 1/16" x 2 1/2"	\$0.60
22-509	10.	50	3/4" dia. x 2 1/2"	.75	22-405	10.	50	3/4" x 2 1/2"	.75
22-507	10.	25	1 1/16" dia. x 2 1/2"	.60	22-195	10.	25	5/8" x 2 1/2"	.60

FLAT MOUNTING ELECTROLYTICS

Exact units used in original production of Zenith receivers.
Many units listed adaptable for general service requirements.




Finest dry electrolytic made. Rated for unusually high safety factor insuring long satisfactory service. Size, voltage, coding, length of leads and capacity of original specifications. Moisture proof in wax sealed containers. Card-board and metal-clad for all Zenith receivers. Available in single dual and triple values. Common and separate negatives.

PART NO.	CAP. MFD.	WORK VOLTS	DIMENSIONS	TYPE	LIST PRICE	PART NO.	CAP. MFD.	WORK VOLTS	DIMENSIONS	TYPE	LIST PRICE
22-133	2.	500	1 ³ / ₈ " x 9 ¹ / ₁₆ " x 4 ¹ / ₄ "	K	\$0.95	22-269	10.	25	3 ³ / ₄ " x 5 ⁵ / ₈ " x 2 ¹ / ₂ "	J	\$0.95
22-132	4.	500	1 ³ / ₈ " x 5 ⁵ / ₈ " x 4 ¹ / ₄ "	K	1.05	22-449	2.-8.	250	1 ⁵ / ₁₆ " x 1 ⁵ / ₁₆ " x 3 ¹ / ₁₆ "	K with	1.15
22-131	6.	450	1 ³ / ₈ " x 3 ³ / ₄ " x 4 ¹ / ₄ "	K	1.35					Mtg. Lugs	
22-156	6.	500	1 ³ / ₈ " x 5 ⁵ / ₁₆ " x 4 ¹ / ₈ "	L	1.35	22-388	4.-8.	350	1 ¹ / ₂ " x 1" x 4 ¹ / ₄ "	K with	1.35
22-399	8.	300	4 ¹ / ₈ " x 1 ⁹ / ₁₆ " x 1 ⁹ / ₃₂ "	S	1.15					Mtg. Lugs	
22-362	8.	300	4 ¹ / ₈ " x 1 ⁹ / ₁₆ " x 1 ⁹ / ₃₂ "	S	1.15	22-474	4.-8.	300	2 ⁴⁵ / ₆₄ " x 1 ¹ / ₂ " x 1 ⁵ / ₈ "	W	1.35
22-167	8.	450	4 ¹ / ₈ " x 1 ⁹ / ₁₆ " x 1 ⁹ / ₃₂ "	S	1.25	22-347	4.-8.	350	1 ⁷ / ₈ " x 1 ⁷ / ₁₆ " x 2 ¹ / ₈ "	U	1.75
22-140	8.	500	1 ³ / ₈ " x 7 ⁷ / ₈ " x 4 ¹ / ₈ "	K	1.35	22-527	8.-8.	350	2 ¹ / ₄ " x 1 ¹ / ₂ " x 2 ¹ / ₂ "	X	2.00
22-173	8.	500	1 ³ / ₈ " x 1 ⁵ / ₁₆ " x 4 ¹ / ₈ "	L	1.35		20.	20			
22-157	8.	500	1 ³ / ₈ " x 1 ⁵ / ₁₆ " x 4 ¹ / ₈ "	L	1.35	22-464	8.-8.	350	2 ⁴⁵ / ₆₄ " x 1 ¹ / ₂ " x 1 ⁵ / ₈ "	W	1.75
22-121	8.	450	1 ¹¹ / ₁₆ " x 1 ⁷ / ₁₆ " x 4 ¹ / ₂ "	J	1.35	22-469	8.-8.	350	2 ²⁵ / ₆₄ " x 2 ¹ / ₄ " x 1 ⁵ / ₈ "	W	2.50
							20.	20			
						22-168	8.-8.	450	4 ¹ / ₈ " x 1 ⁷ / ₁₆ " x 1 ¹⁵ / ₁₆ "	S	2.00

Type J same as K with metal can and mounting lugs.

ELECTROLYTIC CONDENSERS

Standard size and rating in moisture-proof cardboard containers. Available with and without mounting screws.



TYPE R

TYPES RL and RML

PART NO.	CAP. MFD.	WORK VOLTS	DIMENSIONS	TYPE	CAN TYPE	LIST PRICE	PART NO.	CAP. MFD.	WORK VOLTS	DIMENSIONS	TYPE	CAN TYPE	LIST PRICE
22-516	8.	150	1" x 3 1/2"	R	①	\$0.75	22-560	10.	25	1 5/16" x 4 5/8"	R	③	\$1.60
22-569	12.	450	1 5/16" x 3 5/8"	R	②	.95	22-443	2.-4.	450	1 3/4" x 5"	RL		1.50
22-582	{ 10. }	25	1 3/16" x 3 5/8"	R	②	1.25	22-451	2.-8.	450	1 3/4" x 5"	RL		1.50
	{ 2.-8. }	250					22-441	2.-8.	450	1 3/4" x 5"	RL		1.50
22-571	2.-8.	450	1 5/16" x 4 5/8"	R	③	1.25	22-432	2.-8.	250	1 1/2" x 4 1/4"	RL		1.50
	6.	200					22-445	4.-8.	450	1 3/4" x 5"	RL		1.65
22-522	2.-8.	250	1 1/8" x 3"	R	④	.95	22-414	8.-8.	450	1 11/16" x 4 3/8"	RL		2.15
22-491	2.-8.	450	1 3/8" x 3 1/2"	R	②	1.15	22-412	2.-4.-16.	450	1 11/16" x 4 3/4"	RL		2.65
22-562	2.-16.	450	1 3/16" x 4 5/8"	R	③	1.25	22-407	2.-4.-8.	450	1 1/2" x 4 3/8"	RL		2.35
22-580	3.-10.	25	1 1/8" x 2 11/16"	R		1.00	22-416	8.-8.-2.	450	1 11/16" x 4 3/8"	RL		2.50
22-578	{ 8. }	200	1 3/16" x 3 5/8"	R	②	.95	22-385	2.-8.-8.	450	1 3/16" x 4 1/4"	RL		2.50
	{ 4. }	350					22-484	4.-8.-16.	250	1 11/16" x 4 1/4"	RL		3.00
22-573	8.	200	1 5/16" x 3 5/8"	R	②	.95	22-425	4.-8.-16.	450	1 11/16" x 5"	RL		2.75
	4.	350					22-510	8.-8.	450	1 3/4" x 4 3/8"	RL		2.35
22-528	4.-8.	350	1 3/8" x 3 1/2"	R	②	1.25		8.	250				
22-515	4.-8.	250	7/8" x 4 1/2"	R	①	1.00	22-459	2.-8.	250	1 1/2" x 3 3/16"	RML		1.65
22-514	4.-16.	250	1" x 4 1/2"	R	①	1.15	22-452	2.-8.	450	1 3/4" x 5"	RML		1.65
22-577	{ 8.-8. }	250	1 5/16" x 3 5/8"	R	②	1.15	22-419	2.-8.	250	1 1/2" x 3 13/16"	RML		1.65
	{ 10. }	25					22-446	4.-8.	450	1 3/4" x 5"	RML		1.75
22-526	8.-8.	350	1 3/8" x 3 1/2"	R	②	1.15	22-423	8.-8.	450	1 1/2" x 4 1/4"	RML		2.25
22-493	8.-8.	450	1 3/8" x 3 1/2"	R	②	1.25	22-502	8.-16.	450	1 3/4" x 4 3/8"	RML		2.35
22-568	10.-10.	450	1 9/16" x 4 5/8"	R	③	1.45	22-421	2.-4.-16.	450	1 11/16" x 4 3/8"	RML		2.75
22-566	12.-20.	450	1 9/16" x 4 5/8"	R	⑤	1.60	22-422	2.-8.-8.	450	1 1/2" x 4 1/4"	RML		2.75
22-599	10.	25	1 1/16" x 4 5/8"	R	⑥	1.75	22-431	4.-8.-16.	450	1 11/16" x 4 3/8"	RML		3.15
	4.-16.-35.	150											


NOTE—Type R Condensers use mtg. cans which must be ordered separately. Price 10c each.

① 126-227 ② 126-248 ③ 126-245 ④ 126-230 ⑤ 126-246 ⑥ 126-240

RL Cardboard Container.
RML Metal Container.

PLAIN CAN ELECTROLYTICS

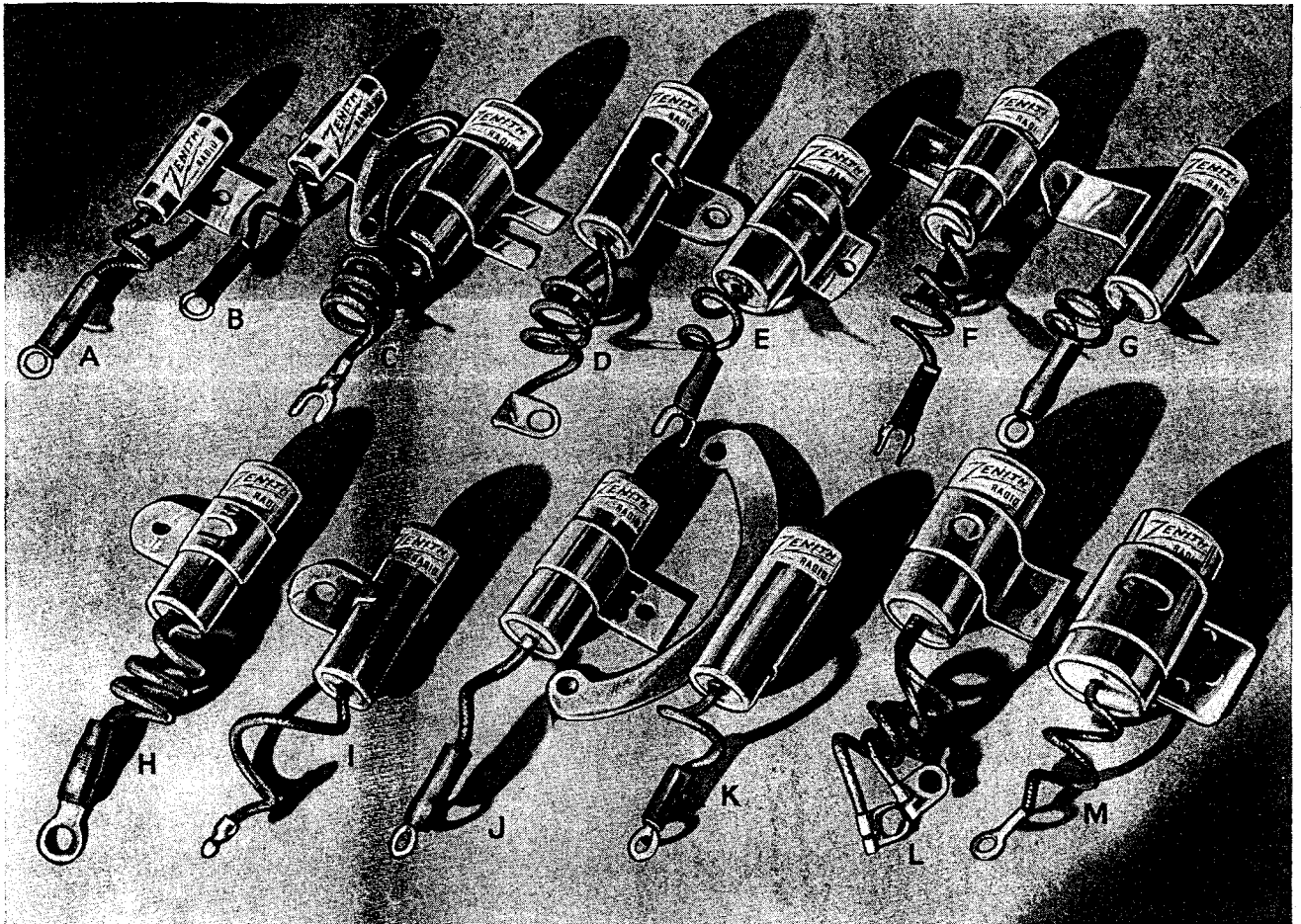
High power factor and low leakage for efficient filtering. Can be mounted in any position by use of slotted clamps. Available in both wet and dry types.



PART NO.	CAP. MFD.	WORK VOLTS	DIMENSIONS	TYPE	LIST PRICE	PART NO.	CAP. MFD.	WORK VOLTS	DIMENSIONS	TYPE	LIST PRICE
22-247	8.	450	1 3/8" x 5 3/8"	A	\$1.35	22-241	8.-8.	450	1 3/8" x 5 3/4"	A	\$2.25
22-240	8.	450	1 3/8" x 5 3/4"	A	1.35	22-230	8.-8.	450	1 3/8" x 5"	A	2.25
22-273	8.-8.	300	1 2 1/2" x 3 1/4"	A	2.00	22-283	8.-8.	450	1 3/4" x 4"	AB	2.50

AUTO RADIO CONDENSERS

An important item in the proper suppression of motor noises in all auto radio installation work.

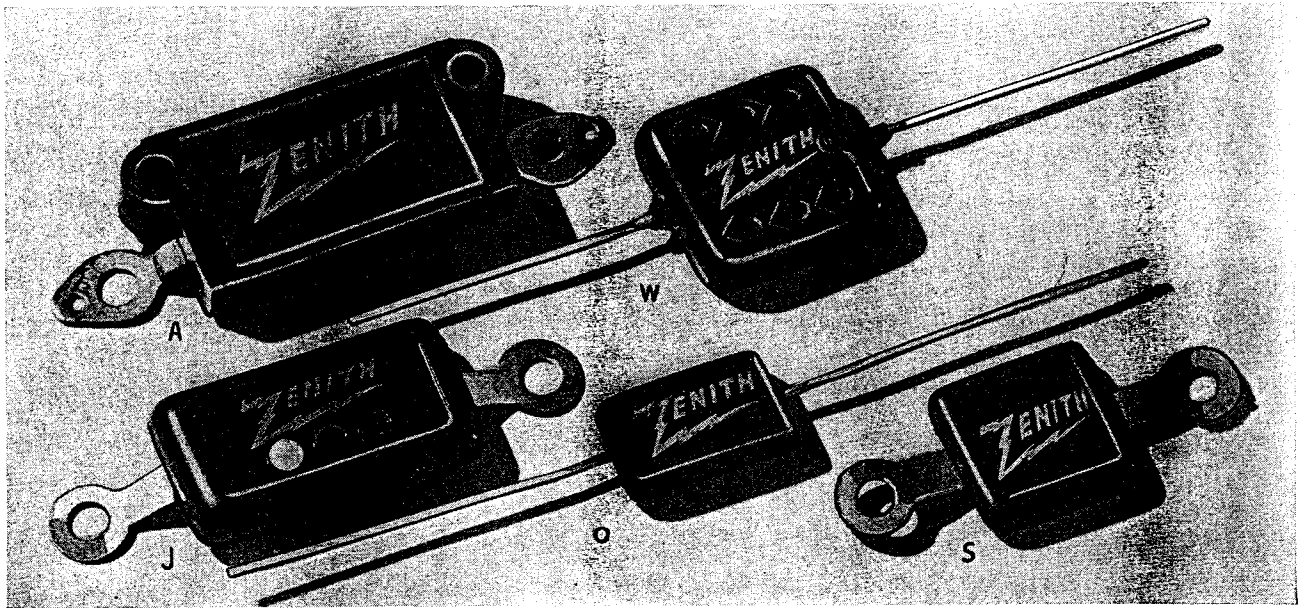


Carefully designed to withstand high temperatures encountered in motor compartment. Mounting bracket welded for protection against vibration. Sizes and mounting specifications to fit all requirements of gauges, generators, coils, battery circuits and dome light leads. Built especially for high frequency by-pass. Dual and single types, with complete shielding provided by metal container. Standard mountings of all electrical fittings.

Part No.	Cap.	Work Volts	Dimensions	Lead Length	Used On	Type	List Price	Part No.	Cap.	Work Volts	Dimensions	Lead Length	Used On	Type	List Price
22-282	.05	120	$\frac{7}{16}$ " dia. x $1\frac{3}{16}$ "	$2\frac{3}{4}$ "	Instruments	A	\$0.30	22-592	.5	200	$1\frac{1}{16}$ " dia. x $1\frac{3}{16}$ "	$4\frac{1}{4}$ "	Coil, Lin. Z.	G	\$0.50
22-259	.05	25	$\frac{7}{16}$ " dia. x $1\frac{1}{4}$ "	$2\frac{3}{4}$ "	Instruments	B	.40	22-262	.5	120	$1\frac{1}{16}$ " dia. x $1\frac{3}{4}$ "	7"	Generator	H	.50
22-460	.5	160	$1\frac{1}{16}$ " dia. x $1\frac{7}{8}$ "	7"	Generator	C	.35	22-498	.25	200	$2\frac{1}{32}$ " dia. x $1\frac{27}{32}$ "	$3\frac{13}{32}$ "	Dome-Lite	I	.50
22-194	.5	200	$1\frac{1}{16}$ " dia. x $1\frac{7}{8}$ "	6"	Generator	C	.50	22-260	.5	120	$\frac{5}{8}$ " dia. x 2"	$2\frac{1}{2}$ "	Coil	J	.50
22-497	.25	200	$1\frac{1}{16}$ " dia. x $1\frac{3}{4}$ "	$6\frac{5}{8}$ "	Ford Inst.	D	.40	22-500	.5	200	$1\frac{1}{16}$ " dia. x 2"	3"	Ford-Dist.	K	.50
22-499	.5	200	$1\frac{1}{16}$ " dia. x $1\frac{27}{32}$ "	$3\frac{11}{16}$ "	Ford Gen.	E	.50	22-434	.5-.5	200	1" dia. x $2\frac{3}{16}$ "	$5\frac{1}{4}$ "	Wind. Chg.	L	.75
22-264	.5	25	$\frac{5}{8}$ " dia. x 2"	$6\frac{1}{2}$ "	Dome-Lite	F	.50	22-501	1.	200	1" dia. x $2\frac{3}{16}$ "	$4\frac{3}{16}$ "	Chrys. Gen	M	.75

MICA RADIO CONDENSERS

Highest quality mica moulded capacitors for all radio and audio frequency circuit requirements.



Bakelite molded with ruby mica insulation. A condenser built to rigid specifications of capacity and voltage rating. Available in all popular sizes with pig-tail or lug connectors as listed. R.M.A. color coded. Single and dual.


Part No.	Cap.	Tol.	Type	List Price	Part No.	Cap.	Tol.	Type	List Price	Part No.	Cap.	Tol.	Type	List Price
22-303	.000005	20%	O	\$0.15	22-257	.00056	20%	W	\$0.25	22-175	.002	10%	W	\$0.25
22-285	.00001	20%	O	.15	22-447	.0005	5%	W	.15	22-379	.002	20%	J	.25
22-530	.000012	20%	O	.15	22-179	.000615	2.5%	W	.45	22-108	.002	10%	J	.30
22-382	.000025	20%	W	.15	22-261	.00063	5%	W	.25	22-376	.0021	10%	W	.25
22-127	.000025	10%	W	.15	22-520	.00065	10%	W	.15	22-411	.0023	5%	W	.25
22-289	.00005	10%	O	.15	22-346	.00075	20%	W	.15	22-595	.0025	20%	W	.25
22-367	.00005	5%	W	.15	22-242	.00075	10%	W	.15	22-293	.0026	10%	W	.25
22-521	.00006	10%	O	.15	22-341	.00092	5%	W	.15	22-328	.0029	10%	W	.30
22-162	.0001	20%	O	.15	22-329	.00097	10%	W	.15	22-342	.0029	5%	W	.35
22-130	.0001	10%	S	.15	22-348	.001	10%	W	.20	22-368	.003	20%	W	.25
22-104	.0001	10%	J	.15	22-82	.001	20%	W	.15	22-410	.003	5%	J	.30
22-365	.0001	10%	O	.15	22-345	.0011	5%	W	.20	22-370	.00325	5%	W	.30
22-470	.00015	20%	O	.15	22-486	.0012	+50%							
22-393	.00025	10%	W	.25			-0%	W	.15	22-304	.0036	10%	W	.30
22-182	.00025	20%	W	.15	22-364	.0013	5%	W	.20	22-338	.004	10%	J	.30
22-477	Dual				22-472	.0013	10%	W	.20	22-369	.005	5%	J	.40
	.00025	20%	W	.30	22-296	.0014	10%	W	.25	22-525	.005	20%	O	.25
22-545	Dual													
	.00025	20%	W	.35	22-384	.0015	5%	W	.25	22-485	.00507	5%	J	.40
22-239	.00035	10%	W	.15	22-339	.0017	10%	W	.25	22-392	.00525	5%	W	.50
22-366	.00035	5%	W	.15	22-298	.0018	10%	W	.25	22-126	.006	10%	A-J	.60
22-238	.0004	10%	W	.15	22-387	.0019	5%	W	.25	22-413	.006	5%	J	.60
22-147	.0005	20%	W	.15	22-358	.002	20%	W	.25	22-81	.01	10%	J	.85

☒1000 Volts

*350 Volts

All others 600 Volts Working Voltage

TRIMMER CONDENSERS AND PADDERS



Highest quality ruby mica di-electric for use as trimmers or padders in high frequency and intermediate circuits. Isolantite base with fine thread screw adjustment. Full semi-variable and fixed types. Low leakage construction prevents circuit drift. Single, dual and triple units in all popular capacities.

PART NO.	PADDER TRIMMER	CAP. MMFD.	TYPE	SECT.	LIST PRICE	PART NO.	PADDER TRIMMER	CAP. MMFD.	TYPE	SECT.	LIST PRICE
22-508	T	1-12	D	1	\$0.25	22-390	P	200-400	A	1	\$0.50
22-549	T	2-35	M	4	.50	22-519	P	200-550	C	1	.35
22-524	T	2-35	B	1	.15	22-320	P	200-500	G	1	.35
22-408	T	2-35	M	2	.30	22-541	P	200-550	C	1	.40
22-324	T	2-35	M	3	.40	22-205	P	200-550	A	1	.45
22-305	T	2-35	B	1	.15	22-281	P	300-500	E	1	.50
22-570	T	15-70	B	1	.15	22-234	P	300-600	H	1	.55
22-436	P	25-250	I	2	.50	22-463	P	335-825	C	1	.45
22-424	P	50-180	A	1	.40	22-359	P	350-750	A	1	.60
22-153	T	60	J	1	1.50	22-992	P	500-1000	A	1	.75
22-309	P	75-180	E	1	.35	22-129	P	750-1400	A	1	.75
22-284	P	75-275	E	1	.40	22-161	P	900-1500	A	1	.75
22-529	P	100-250	C	1	.30	22-391	P	1000-1950	A	1	.85
22-518	P	100-250	A	1	.40	22-563	P	5000 fixed	F	1	.50
22-246	P	150-300	A	1	.45	22-558	P	{ 1500 dual 5000 fixed }	F	2	.60

ZENITH REPLACEMENT CONDENSERS

FOR ALL ZENITH RECEIVERS

Every condenser listed designed and approved by Zenith engineers. Checked 100% for size and rating.

Part No.	Mfd. Cap.	Work Volts	Type	List Price	Part No.	Mfd. Cap.	Work Volts	Type	List Price	Part No.	Mfd. Cap.	Work Volts	Type	List Price
22-61-D	9x9x18	450	DE	5.50	22-129	750-1400-mmf...		P	.75	22-194	.5	200	I	.50
22-63	.1	300	C	.85	22-130	.0001	500	M	.15	22-195	10.	25	DE	.60
22-65	1x1.	300	C	2.25	22-131	6.	450	DE	1.35	22-196	.01	600	T	.15
22-67	.15	300	C	.75	22-132	4.	500	DE	1.05	22-197	Three gang	...	V	3.50
22-69	.1x.1	300	C	1.50	22-133	2.	500	DE	.95	22-199	.5	200	T	.25
22-70	.001	600	M	.35	22-134	Four gang	...	V	6.00	22-200	.06	200	T	.15
22-71	1.	300	C	1.15	22-137	.05	400	T	.15	22-201	.1	200	T	.15
22-72	8.	500	WE	1.25	22-138	.2	200	T	.20	22-203	10.	25	DE	.75
22-74	.1	300	C	.60	22-140	8.	500	DE	1.35	22-204	8x8.	450	DE	2.25
22-77	.1x.1	300	C	.80	22-142	.4	300	T	.35	22-205	200-550-mmf...	...	P	.45
22-80	Four gang	...	V	12.00	22-143	.3	300	T	.30	22-206	.01x.05	600	T	.35
22-81	.01	300	M	.85	22-145	.1	500	C	.60	22-207	.1x.1	200	T	.25
22-82	.001	600	M	.15	22-146	.5	600	C	1.50	22-208	.01x.0005	200	T	.25
22-83	.03	300	C	.60	22-147	.0005	600	M	.15	22-209	.0005x.0005	400	T	.25
22-85	Four gang	...	V	6.50	22-151	.1	500	T	.25	22-210	.1x.5	400	T	.50
22-86	.1	500	C	.60	22-152	.4	500	T	.65	22-211	.25	200	T	.25
22-87	6.	350	WE	1.25	22-153	60-mmf.	...	TR	1.50	22-212	.05	400	T	.15
22-88	.25	300	C	.55	22-155	Three sec.	...	TR	2.50	22-213	.05	200	T	.15
22-89	.1x.1	300	C	.75	22-156	6.	500	DE	1.35	22-217	8x8.	450	DE	2.00
22-90	.1	300	C	.50	22-157	8.	500	DE	1.35	22-218	Two gang	...	V	2.00
22-91	.03	300	C	.50	22-158	10-125-mmf.	3 sec.	T	.65	22-219	.03	200	T	.12
22-92	.5	200	C	.60	22-159	Four gang	...	V	4.50	22-220	.05x.05	200	T	.25
22-93	.5	500	C	.95	22-160	Five gang	...	V	5.50	22-221	.0005x.02	300	T	.25
22-94	.03	100	T	.20	22-161	900-1500-mmf...	...	P	.75	22-222	.02x.001	300	T	.25
22-97	.1	200	C	.50	22-162	.0001	600	M	.15	22-223	.01	300	T	.15
22-98	.03	200	C	.50	22-163	.03	600	C	.50	22-224	.1	300	T	.15
22-99	.1x.1	200	C	.75	22-164	70-140-mmf.	...	P	.50	22-225	5.	25	DE	.50
22-100	.08	600	C	.60	22-165	Three gang	...	V	3.50	22-226	Three gang	...	V	3.50
22-101	Three gang	...	V	4.50	22-166	Three gang	...	V	3.50	22-227	.1x.1	300	T	.35
22-102	8.	440	WE	1.75	22-167	8.	450	DE	1.25	22-228	.5	300	T	.25
22-103	.1x.1x.1	300	C	1.75	22-168	8x8.	450	DE	2.00	22-229	.005	600	T	.18
	.1x.5				22-169	8.	50	DE	.75	22-230	8x8.	450	DE	2.25
22-104	.0001	500	M	.15	22-170	.1	400	T	.20	22-231	Three gang	...	V	3.50
22-105	.1	600	C	.65	22-171	.05	600	T	.25	22-234	300-600-mmf...	...	P	.55
22-106	70-140-mmf.	...	P	.50	22-172	2.	450	DE	.85	22-235	Three gang	...	V	3.50
22-107	.5	300	C	.80	22-173	8.	500	DE	1.35	22-236	8x8.	300	DE	2.25
22-108	.002	600	M	.30	22-174	.03	600	T	.15		x10	25		
22-110	.1	200	C	.50	22-175	.002	600	M	.25	22-238	.0004	600	M	.15
22-111	.03	600	T	.20	22-177	.2	400	T	.20	22-239	.00035	600	M	.15
22-112	.1	300	T	.15	22-178	.05	200	T	.15	22-240	8.	450	DE	1.35
22-113	.5	200	T	.30	22-180	Two gang	...	V	2.50	22-241	8x8.	450	DE	2.25
22-115	.1	200	T	.15	22-181	8.	450	DE	1.25	22-242	.00075	600	M	.15
22-116	Three gang	...	V	5.00	22-182	.00025	600	M	.15	22-243	.01	400	T	.15
22-117	.5	300	T	.30	22-183	8x8.	225	DE	1.75	22-244	.0009	400	T	.15
22-118	6.	450	WE	1.25	22-185	.01	200	T	.15	22-245	28-115	...	P	.50
22-119	6.	500	WE	1.25	22-186	.02	800	T	.20		98-520-mmf.	...		
22-120	12-125-mmf.	...	P	.25	22-187	.5	200	C	.50	22-246	150-300-mmf...	...	P	.45
22-121	8.	450	E	1.35	22-188	.02	400	T	.15	22-247	8.	450	DE	1.35
22-122	Four gang	...	V	6.50	22-189	20.	25	E	.75	22-250	.05	200	T	.15
22-123	Four gang	...	V	9.50	22-190	.1	200	T	.15	22-251	.5	100	T	.35
22-125	8.	450	WE	.85	22-191	22-125-mmf.	...	TR	.35	22-253	Four gang	...	V	5.00
22-126	.006	500	M	.60	22-192	125-550-mmf...	...	TR	.35	22-254	8.	450	DE	1.25
22-127	.000025	600	M	.15	22-193	.5	200	I	.40	22-255	.25	200	T	.20

TYPE CODE
C—Paper Metal Container
CR—Ceramic

T—Paper, Tubular
TR—Trimmer

DE—Dry Electrolytic
WE—Wet Electrolytic

M—Mica
V—Var. Tun. Cond.

I—Ignition Type
P—Padder

AT—Air Trimmer

ZENITH REPLACEMENT CONDENSERS

FOR ALL ZENITH RECEIVERS

Every condenser listed designed and approved by Zenith engineers. Checked 100% for size and rating.

Part No.	Mfd. Cap.	Work Volts	Type	List Price	Part No.	Mfd. Cap.	Work Volts	Type	List Price	Part No.	Mfd. Cap.	Work Volts	Type	List Price
22-256	.1	200	T	.15	22-316	.01	400	T	.15	22-381	2-35-mmfd.	3 sec.	TR	.40
22-257	.00056	600	M	.25	22-318	2.x8.	450	DE	1.75	22-382	.00024	600	M	.15
22-258	.10	25	DE	.60	22-319	.005	200	T	.15	22-383	.02	1000	T	.15
22-259	.05	25	I	.40	22-320	200-500-mmfd.	...	P	.35	22-384	.0015	600	M	.25
22-260	.5	120	I	.50	22-321	8.	450	DE	1.00	22-385	2.x8.x8.	450	DE	2.50
22-261	.00063	600	M	.25	22-322	8.x8.	450	DE	2.25	22-386	Three gang	...	V	3.50
22-262	.5	120	I	.50	22-323	2-35-mmfd.	2 sec.	TR	.30	22-387	.0019	600	M	.25
22-264	.5	25	I	.50	22-324	2-35-mmfd.	3 sec.	TR	.40	22-388	4 x8.	350	DE	1.35
22-265	Three gang	...	V	3.00	22-325	2-35-mmfd.	4 sec.	TR	.50	22-389	Two gang	...	V	2.50
22-266	8.x16.	450	DE	3.25	22-326	.003	400	T	.15	22-390	200-400-mmfd.	...	TR	.50
22-267	Three gang	...	V	3.50	22-327	.02	200	T	.12	22-391	1000-1950-mmfd.	...	P	.85
22-268	.25	200	C	.85	22-328	.0029	600	M	.30	22-392	.00525	350	M	.50
	.1	300			22-329	.00097	600	M	.15	22-393	.00025	600	M	.25
22-269	10.	25	DE	.95	22-331	8.	500	WE	1.00	22-395	Four gang	...	V	5.00
22-270	.25x.1	300	C	1.00	22-333	Four gang	...	V	4.50	22-396	2-35-mmfd.	4 sec.	TR	.50
	x.1x.1				22-336	.005	120	T	.15	22-397	2-35-mmfd.	4 sec.	TR	.50
22-271	.5	200	I	.45	22-337	.015	200	T	.15	22-398	2-35-mmfd.	2 sec.	TR	.30
22-272	.5	200	I	.50	22-338	.004	600	M	.30	22-399	8.	300	DE	1.15
22-273	8.	300	DE	2.00	22-339	.0017	600	M	.25	22-405	10.	50	DE	.75
22-274	.05	400	T	.20	22-340	Four gang	...	V	5.50	22-406	Two gang	...	V	2.25
22-275	.1	200	T	.15	22-341	.00092	600	M	.15	22-407	8.x4.x2.	450	DE	2.35
22-276	.01	400	T	.15	22-342	.0029	600	M	.25	22-408	2-35-mmfd.	2 sec.	TR	.30
22-277	.005	600	T	.15	22-343	Three gang	...	V	3.50	22-409	Three gang	...	V	3.50
22-278	.5	300	T	.35	22-344	Three gang	...	V	4.00	22-410	.003	600	M	.30
22-279	.02	1000	T	.20	22-345	.0011	600	M	.20	22-411	.0023	600	M	.25
22-280	.5	200	T	.30	22-346	.00075	600	M	.15	22-412	16.x4.x2.	450	DE	2.65
22-281	300-500-mmfd.	...	P	.50	22-347	4.x8.	350	DE	1.75	22-414	8.x8.	450	DE	2.15
22-282	.05	120	I	.30	22-348	.001	600	M	.20	22-415	Three gang	...	V	3.50
22-283	8.x8.	450	DE	2.50	22-350	.25	200	T	.15	22-416	8.x8.x2.	450	DE	2.50
22-284	75-275-mmfd.	...	P	.40	22-354	.007	800	T	.15	22-417	.1	600	T	.20
22-285	.00001	600	M	.15	22-355	.01	1400	T	.20	22-418	2-35-mmfd.	...	TR	.15
22-286	.05	200	T	.15	22-357	.025x.01	750	T	.50	22-419	2.x8.	250	DE	1.65
22-287	.03	600	T	.18	22-358	.002	600	M	.25	22-420	10.	25	DE	.60
22-288	.003	600	T	.18	22-359	350-750-mmfd.	...	P	.60	22-421	16.x4.x2.	450	DE	2.75
22-289	.00005	600	M	.15	22-360	4.	600	DE	3.00	22-422	8.x8.x2.	450	DE	2.75
22-290	Three gang	...	V	3.50	22-361	16.	450	WE	1.35	22-423	8.x8.	450	DE	2.25
22-291	Three gang	...	V	3.50	22-362	8.	300	DE	1.15	22-424	50-180-mmfd.	...	TR	.40
22-292	500-1000-mmfd.	...	P	.75	22-364	.0013	600	M	.20	22-425	16.x4 x8	450	DE	2.75
22-293	.0026	600	M	.25	22-365	.0001	600	M	.15	22-426	Two gang	...	V	2.00
22-294	16.	450	WE	1.35	22-366	.00035	600	M	.15	22-427	.006	1200	T	.15
22-296	.0014	600	M	.25	22-367	.00005	600	M	.15	22-431	16.x4.x8.	450	DE	3.15
22-298	.0018	600	M	.25	22-368	.003	600	M	.25	22-432	2.x8.	250	DE	1.50
22-304	.0036	600	M	.30	22-369	.005	600	M	.40	22-433	.5	400	T	.35
22-305	2x35-mmfd.	...	TR	.15	22-371	.01	600	T	.18	22-434	.5x.5	200	I	.75
22-306	2.	450	DR	.85	22-372	.01	300	T	.25	22-435	.02	600	T	.18
22-307	5.x25.	150	DE	2.00	22-373	.05	300	T	.25	22-436	25-250-mmfd.	...	P	.50
22-308	16.	100	WE	1.00	22-374	.01	300	T	.25	22-437	.01	1400	T	.20
22-309	75-180-mmfd.	...	TR	.35	22-375	.1	300	T	.25	22-438	20.	50	DE	.85
22-310	.2	200	T	.20	22-376	.0021	600	M	.25	22-441	8.x2.	450	DE	1.50
22-311	.1	400	T	.20	22-377	.1	600	T	.35	22-442	8.x2.	450	DE	1.50
22-312	.01	200	T	.12	22-378	.04	600	T	.18	22-443	2.x4.	450	DE	1.50
22-313	.02	400	T	.15	22-379	.002	600	M	.25	22-445	4.x8.	450	DE	1.65
22-314	.05	200	T	.12	22-380	Three gang	...	V	2.50	22-446	4.x8.	450	DE	1.75

TYPE CODE
C—Paper Metal Container
CR—Ceramic

T—Paper, Tubular
TR—Trimmer

DE—Dry Electrolytic
WE—Wet Electrolytic

M—Mica
V—Var. Tun. Cond.

I—Ignition Type
P—Padder

AT—Air Trimmer

ZENITH REPLACEMENT CONDENSERS

FOR ALL ZENITH RECEIVERS

Every condenser listed designed and approved by Zenith engineers. Checked 100% for size and rating.

Part No.	Mfd. Cap.	Work Volts	Type	List Price	Part No.	Mfd. Cap.	Work Volts	Type	List Price	Part No.	Mfd. Cap.	Work Volts	Type	List Price
22-447	.0005	600	M	.15	22-507	10.	25	DE	.60	22-566	12.x20.	450	DE	1.60
22-448	.004	600	T	.18	22-508	1-12.-mmf.	...	TR	.25	22-567	Two gang	...	V	2.00
22-449	8.x2.	250	DE	1.15	22-509	10.	50	DE	.75	22-568	10.x10.	450	DE	1.45
22-450	Four gang	...	V	.95	22-510	8-8	450	DE	2.35	22-569	12.	450	DE	.95
22-451	8.x2.	450	DE	1.50	8	250				22-570	15-70.-mmf.	...	TR	.15
22-452	8.x2.	450	DE	1.65	22-512	8.	450	DE	1.10	22-571	2.x8.	450	DE	1.25
22-453	8.x8.	450	DE	2.25	22-513	16.	450	DE	1.75			200		1.25
22-454	Three gang	...	V	3.50	22-514	4.x16.	250	DE	1.15	22-572	3.x10.	25	DE	1.00
22-455	.01	1200	T	.20	22-515	4.x8.	250	DE	1.00	22-573	4.	350	DE	.95
22-457	Two gang	...	V	2.50	22-516	8.	150	DE	.75	8.	200			
22-458	.006	600	T	.18	22-517	4.x16.	150	DE	1.15	22-574	.02	600	T	.18
22-459	8.x2.	250	DE	1.65	22-518	100-250.-mmf....	P		.40	22-576	Two gang	...	V	2.00
22-460	.5	160	I	.35	22-519	200-500.-mmf....	P		.35	22-577	8.x8.	250	DE	1.15
22-461	.05	800	T	.20	22-520	.00065	600	M	.15	10.	25			
22-462	.004	750	T	.20	22-521	.00006	600	M	.15	22-578	4.	350	DE	.95
22-463	335-825.-mmf....	P		.45	22-522	8.x2.	250	DE	.95	8.	200			
22-464	8.x8.	350	DE	1.75	22-523	.05	600	T	.18	22-579	Three gang	...	V	4.75
22-465	.25	400	T	.25	22-524	2-35.-mmf.	...	TR	.15	22-580	3.x10.	25	DE	1.00
22-466	.5	200	T	.30	22-525	.005	1000	M	.20	22-582	2.x8.	250	DE	1.25
22-467	.2	200	T	.15	22-526	8.x8.	350	DE	1.15	10.	25			
22-468	.5	200	T	.30	22-527	8.x8.	350	DE	2.00	22-583	1-12.-mmf.	...	AT	.25
22-469	20	20	DE	2.50	20.	20				22-584	.002	1600	T	.15
	8.x8.	350			22-528	4.x8.	350	DE	1.25	22-585	5.-mmf.	...	CR	.20
22-470	.00015	600	M	.15	22-529	100-250.-mmf....	P		.30	22-586	45.-mmf.	...	CR	.20
22-471	.008	1400	T	.20	22-530	.000012	600	M	.15	22-587	2-35.-mmf.	3 sec.	TR	.50
22-472	.0013	600	M	.20	22-531	.5	120	T	.25	22-592	.5	200	I	.50
22-473	.5	200	T	.30	22-532	Three gang	...	V	3.75	22-593	Two gang	...	V	2.00
22-474	4.x8.	300	DE	1.35	22-533	Two gang	...	V	2.50	22-595	.0025	600	M	.25
22-476	.0035	750	T	.20	22-534	.25	400	T	.25	22-596	14.x8.	450	DE	1.75
22-477	Dual .00025	600	M	.30	22-535	.008	1400	T	.20	22-598	2-35.-mmf.	3 sec.	TR	.40
22-478	Two gang	...	V	1.75	22-537	.0005	120	T	.15	22-601	10.-mmf.	...	CR	.15
22-481	4.x16.x8.	150	DE	2.25	22-538	1-12.-mmf.	...	A-T	.25	22-602	.002	200	T	.12
22-482	Two gang	...	V	2.50	22-539	.5	200	T	.30	22-603	.002	400	T	.15
22-484	4.x8.x16.	250	DE	3.00	22-540	.25	200	T	.20	22-604	.003	200	T	.12
22-485	.005	600	M	.40	22-541	200-550.-mmf....	P		.40	22-605	.005	200	T	.12
22-486	.0012	600	M	.15	22-545	Dual .00025	1000	M	.35	22-606	.006	200	T	.12
22-487	.05	400	T	.15	22-546	Two gang	...	V	2.50	22-607	.008	200	T	.12
22-488	Three gang	...	V	2.50	22-547	Two gang	...	V	2.50	22-608	.04	200	T	.12
22-489	Three gang	...	V	2.50	22-548	Three gang	...	V	4.00	22-609	.08	200	T	.15
22-491	8.x2.	450	DE	1.15	22-549	2-35.-mmf.	4 sec.	TR	.50	22-610	1.	200	T	.45
22-492	.002	600	T	.18	22-551	16.	400	WE	.85	22-611	.004	400	T	.15
22-493	8.x8.	450	DE	1.25	22-552	20.	300	WE	.75	22-612	.005	400	T	.15
22-494	.1	600	T	.23	22-554	20.	400	WE	.85	22-613	.006	400	T	.15
22-495	.2	400	T	.20	22-555	30.	300	WE	.85	22-614	.008	400	T	.15
22-496	8.x2.	450	DE	1.50	22-558	1500-5000	Dual	P	.60	22-615	.04	400	T	.15
22-497	.25	200	I	.40	22-559	4.x16.x35.	150	DE	1.75	22-616	.06	400	T	.20
22-498	.25	200	I	.50	10.	25				22-617	.08	400	T	.20
22-499	.5	200	I	.50	22-560	16.x35.	150	DE	1.60	22-618	1.	400	T	.50
22-500	.5	200	I	.50	10.	25				22-619	.008	600	T	.18
22-501	1.	200	I	.75	22-561	.004	200	T	.12	22-620	.06	600	T	.23
22-502	8.x16.	450	DE	2.35	22-562	2.x16.	450	DE	1.25	22-621	.08	600	T	.23
22-504	8.	450	WE	.85	22-563	5000.-mmf.	...	P	.50	22-622	.2	600	T	.23
22-505	12.	325	WE	.75	22-564	.0002	120	T	.15	22-623	.25	600	T	.25
22-506	16.	250	WE	.75	22-565	.5	200	T	.30	22-624	.5	600	T	.40
										22-625	2-35.-mmf.	3 sec.	TR	.40

TYPE CODE
C—Paper Metal Container
CR—Ceramic

T—Paper, Tubular
TR—Trimmer


DE—Dry Electrolytic
WE—Wet Electrolytic

M—Mica
V—Var. Tun. Cond.

I—Ignition Type
P—Padder

AT—Air Trimmer

ZENITH I. F. TRANSFORMERS



Type	Height	Width or Dia.	Distance Between Mtg. Lugs	Type	Height	Width or Dia.	Distance Between Mtg. Lugs	Type	Height	Width or Dia.	Distance Between Mtg. Lugs
A	3"	2"	2"	H	3"	2"	1 1/4"	O	2"	1 3/4"	1 3/8"
B	3 1/2"	1 1/2"	1 1/2"	I	3"	1 1/4"	1 1/2"	P	2 3/4"	1 3/8"	1 3/8"
C	2 3/4"	1 1/2"	1 1/2"	J	3 1/4"	1 1/4"	1 1/2"	Q	4"	1 3/8"	1 3/8"
D	3"	2"	2"	K	2 3/4"	1 1/4"	1 1/2"	R	3"	1 3/8"	1 3/8"
E	4"	2"	2"	L	3"	2"	1 1/2"	S	3 1/2"	2"	1 1/4"
F	3 1/2"	1 1/4"	1 1/4"	M	2 1/4"	1 1/4"	1 1/2"	T	3 1/2"	1 1/4"	1 1/4"
G	3"	1 3/4"	1 3/4"	N	3 1/2"	2"	2"	U	3"	1 1/4"	1 1/4"

Made of six-strand No. 42 wire for low R. F. resistance and high gain. Wound on wooden dowels and thoroughly impregnated against moisture and humidity. Leads are exact length of originals. Sold complete with shield only. Universally adaptable for all receivers.

Part No.	Freq.	Position	Type	List Price	Part No.	Freq.	Position	Type	List Price	Part No.	Freq.	Position	Type	List Price
95-132	175	1st	H	\$1.50	95-238	125	2nd	R	\$1.50	95-354	456	2nd	S	\$1.25
95-133	175	1st & 2nd	I	1.50	95-242	485	1st & 2nd	A	1.50	95-358	456	1st	S	1.25
95-138	175	2nd	I	2.00	95-243	485	3rd	A	1.50	95-359	456	2nd	S	1.25
95-139	175	2nd	I	1.50	95-244	252.5	1st	B	1.25	95-368	456	1st	S	1.25
95-159	485	1st	J	1.00	95-245	252.5	2nd	P	1.25	95-369	456	2nd	S	1.25
95-160	485	1st	J	1.25	95-247	252.5	1st	C	1.50	95-371	456	1st	S	1.25
95-161	485	2nd	K	1.25	95-248	252.5	2nd	C	1.50	95-372	456	2nd	S	1.25
95-162	485	3rd	K	1.25	95-262	252.5	1st	C	1.25	95-378	456	1st	F	1.25
95-181	485	1st	L	1.75	95-263	252.5	2nd	C	1.25	95-379	456	1st	F	1.25
95-182	485	2nd	L	1.75	95-264	485	3rd	D	2.50	95-380	456	2nd	F	1.25
95-183	485	3rd	L	1.75	95-274	456	1st	Q	1.50	95-383	456	1st	F	1.25
95-184	485	3rd	G	1.25	95-275	456	2nd	Q	1.50	95-384	456	2nd	F	1.25
95-187	485	2nd	M	1.50	95-284	456	2nd	L	1.25	95-392	252.5	1st	F	1.25
95-188	485	1st	M	1.50	95-287	485	1st	A	1.25	95-393	252.5	2nd	T	1.25
95-191	175	1st	N	1.50	95-291	456	1st	E	1.25	95-394	252.5	1st	U	1.25
95-192	175	2nd	N	1.50	95-292	456	2nd	E	1.25	95-395	252.5	2nd	U	1.25
95-198	485	2nd	O	1.25	95-302	252.5	1st	P	1.50	95-400	456	1st	U	1.25
95-199	485	3rd	P	1.50	95-303	252.5	2nd	P	1.25	95-401	456	2nd	U	1.25
95-200	485	4th	P	1.50	95-308	485	1st	A	1.25	95-407	456	1st	F	1.25
95-206	485	1st	L	1.50	95-309	456	2nd	E	1.25	95-408	456	2nd	F	1.25
95-207	175	2nd	L	1.50	95-325	456	1st	E	1.25	95-411	456	1st	S	1.25
95-208	485	1st	L	1.75	95-326	456	2nd	E	1.25	95-412	456	2nd	S	1.25
95-209	485	2nd	L	1.75	95-331	252.5	1st	P	1.25	95-413	456	1st	S	1.25
95-210	485	3rd	L	1.75	95-332	252.5	2nd	P	1.25	95-414	456	2nd	S	1.25
95-213	125	1st	L	1.75	95-337	252.5	1st	F	1.25	95-416	456	1st	S	1.25
95-214	125	2nd	L	1.75	95-338	252.5	2nd	F	1.25	95-417	456	2nd	S	1.25
95-218	252.5	1st	P	1.75	95-342	252.5	1st	F	1.25	95-419	456	1st	F	1.25
95-219	252.5	2nd	P	1.75	95-343	252.5	2nd	F	1.25	95-420	456	2nd	F	1.25
95-222	485	1st	Q	1.75	95-346	456	1st	F	1.25	95-439	456	1st	S	1.25
95-223	485	2nd	P	1.75	95-347	456	2ns	F	1.25	95-440	456	2nd	S	1.25
95-227	252.5	1st	P	1.75	95-349	456	1st	S	1.25	95-443	456	1st	S	1.25
95-228	252.5	2nd	P	1.75	95-350	456	2nd	S	1.25	95-444	456	2nd	S	1.25
95-230	252.5	2nd	P	1.75	95-352	456	1st	S	1.25					
95-237	125	1st	R	1.50	95-353	456	1st	S	1.25					

ZENITH INSULATED RESISTORS

IDEAL—FOR ALL SERVICE REPLACEMENTS

Improved new resistor design. Outstanding and desirable in every way. Sealed by a special high voltage material which eliminates the danger of grounding or shorting. Crack proof and safe. Standard R.M.A. color code.




1/2 WATT



1 WATT

1/2 WATT			10% TOL.			1 WATT					
PART NO.	OHMS	PRICE	PART NO.	OHMS	PRICE	PART NO.	OHMS	PRICE	PART NO.	OHMS	PRICE
63-814	100	\$0.15	63-845	17500	\$0.15	63-879	* 50	\$0.17	63-881	12500	\$0.17
63-815	150	.15	63-846	20000	.15	63-880	* 75	.17	63-844X	15000	.17
63-816	200	.15	63-847	22500	.15	63-814X	*100	.17	63-845X	17500	.17
63-817	250	.15	63-848	25000	.15	63-815X	150	.17	63-846X	20000	.17
63-818	300	.15	63-849	30000	.15	63-816X	200	.17	63-847X	22500	.17
63-819	350	.15	63-850	35000	.15	63-817X	250	.17	63-848X	25000	.17
63-820	400	.15	63-851	40000	.15	63-818X	300	.17	63-849X	30000	.17
63-821	450	.15	63-852	50000	.15	63-819X	350	.17	63-850X	35000	.17
63-822	500	.15	63-853	60000	.15	63-820X	400	.17	63-851X	40000	.17
63-823	600	.15	63-854	65000	.15	63-821X	450	.17	63-852X	50000	.17
63-824	750	.15	63-855	70000	.15	63-822X	500	.17	63-853X	60000	.17
63-825	800	.15	63-856	75000	.15	63-823X	600	.17	63-854X	65000	.17
63-826	1000	.15	63-857	100000	.15	63-824X	750	.17	63-855X	70000	.17
63-827	1250	.15	63-858	125000	.15	63-825X	800	.17	63-856X	75000	.17
63-828	1500	.15	63-859	150000	.15	63-826X	1000	.17	63-857X	100000	.17
63-829	2000	.15	63-860	200000	.15	63-827X	1250	.17	63-858X	125000	.17
63-830	2250	.15	63-861	250000	.15	63-828X	1500	.17	63-859X	150000	.17
63-831	2500	.15	63-862	300000	.15	63-829X	2000	.17	63-860X	200000	.17
63-832	3000	.15	63-863	400000	.15	63-830X	2250	.17	63-861X	250000	.17
63-833	3500	.15	63-864	500000	.15	63-831X	2500	.17	63-862X	300000	.17
63-834	4000	.15	63-865	600000	.15	63-832X	3000	.17	63-863X	400000	.17
63-835	5000	.15	63-867	750000	.15	63-833X	3500	.17	63-864X	500000	.17
63-836	6000	.15	63-868	1 Meg.	.15	63-834X	4000	.17	63-865X	600000	.17
63-837	7000	.15	63-869	1 1/2 Meg.	.15	63-835X	5000	.17	63-867X	750000	.17
63-838	7500	.15	63-870	2 Meg.	.15	63-836X	6000	.17	63-868X	1 Meg.	.17
63-839	8000	.15	63-871	2 1/2 Meg.	.15	63-837X	7000	.17	63-869X	1 1/2 Meg.	.17
63-840	9000	.15	63-872	3 Meg.	.15	63-838X	7500	.17	63-870X	2 Meg.	.17
63-841	10000	.15	63-873	3 1/2 Meg.	.15	63-839X	8000	.17	63-872X	3 Meg.	.17
63-842	11000	.15	63-874	5 Meg.	.15	63-840X	9000	.17	63-882	4 Meg.	.17
63-843	12000	.15	63-875	7 1/2 Meg.	.15	63-841X	10000	.17	63-874X	5 Meg.	.17
63-844	15000	.15	63-876	10 Meg.	.15	63-842X	11000	.17	63-883	6 Meg.	.17
			63-877	20 Meg.	.15	63-843X	12000	.17	63-884	7 Meg.	.17

*50 to 100 Ohms—Wire wound.



VITREOUS ENAMELED VOLTAGE DIVIDERS

Highest quality wire wound units of sturdy construction. Baked enamel coating assures long efficient service. Impervious to heat and humidity. 10% Tolerance. Dimensions: Resistor, 1 1/4" x 3/8"; Leads, 1 1/2"; 10-Watt.


PART NO.	OHMS	PRICE	PART NO.	OHMS	PRICE	PART NO.	OHMS	PRICE	PART NO.	OHMS	PRICE
63-886	1	\$0.38	63-896	25	\$0.38	63-907	300	\$0.38	63-918	3500	\$0.38
63-887	2	.38	63-897	30	.38	63-908	400	.38	63-919	4000	.38
63-888	3	.38	63-898	35	.38	63-907	500	.38	63-920	5000	.38
63-889	4	.38	63-899	40	.38	63-910	600	.38	63-921	6000	.38
63-890	5	.38	63-900	50	.38	63-911	750	.38	63-922	7500	.38
63-891	7.5	.38	63-901	75	.38	63-912	1000	.38	63-923	10000	.38
63-892	10	.38	63-902	100	.38	63-913	1200	.38	63-924	12000	.38
63-893	12	.38	63-903	125	.38	63-914	1500	.38	63-925	15000	.38
63-894	15	.38	63-904	150	.38	63-915	2000	.38	63-926	20000	.38
63-895	20	.38	63-905	200	.38	63-916	2500	.38	63-927	25000	.38
			63-906	250	.38	63-917	3000	.38			

SPECIAL VALUE RESISTORS FOR ZENITH RECEIVERS

PART NO.	OHMS	WATTS	PRICE	PART NO.	OHMS	WATTS	PRICE	PART NO.	OHMS	WATTS	PRICE	PART NO.	OHMS	WATTS	PRICE
63-530	5	1/4	\$0.07	63-303	700	1/4	\$0.07	63-243	18-M	1	\$0.17	63-264	240-M	1/4	\$0.07
63-411	20	1/4	.07	63-166	1400	1/8	.15	63-510	18-M	2	.25	63-290	260-M	1/4	.07
63-554	40	1/4	.07	63-158	1700	1	.17	63-288	19-M	1/4	.07	63-138	350-M	1	.17
63-557	60	1/4	.07	63-240	1900	1/4	.07	63-239	24-M	1	.17	63-258	490-M	1/4	.07
63-546	80	1/4	.07	63-439	2700	1/4	.07	63-281	29-M	1/4	.07	63-452	650-M	1/4	.07
63-265	220	1/4	.07	63-494	13-M	2	.25	63-486	80-M	1	.17	63-293	990-M	1/4	.07

ZENITH WIRE WOUND METAL CLAD VOLTAGE DIVIDERS


Made of the finest quality nichrome wire. Wound on heavy insulating material and varnished for protection against humidity. Rigid metal base mounting. Tapped at various resistance values as listed.



Part No.	Total Rest.	Tapped at	Watts	Tol.	Mtg. CT.	List Price	Part No.	Total Rest.	Tapped at	Watts	Tol.	Mtg. CT.	List Price
63-162	100	No	1	10%	1 3/16"	\$0.25							
63-163	320	No	2.5	10%	2"	.25							
63-173	750	No	5	10%	3 3/16"	.50							
63-182	16,500	{ 8000 8000	{ 1.5 1.5	{ 10% 10%	{ 3 3/16" 3 3/16"	{ .75 .75							
63-184	750	No	3	10%	2 3/4"	.35							
63-189	6,000	No	3	10%	2 3/16"	.65							
63-191	12,000	No	3	10%	3 3/16"	.65							
63-236	500	No	3	10%	2"	.30							
63-251	2,405.5	{ 300 200 1845 60.5	{ * 1.5 4.5 .15	{ 10% 10% 10% 10%	{ 6" 6" 6" 6"	{ .75 .75 .75 .75							
63-252	7,500	{ 900 2400 3300 900	{ 1 2 2 2	{ 10% 10% 10% 10%	{ 4 3/4" 4 3/4" 4 3/4" 4 3/4"	{ .70 .70 .70 .70							
63-254	5,000	No	.1	10%	1 1/16"	.25							
63-256	6,900	{ 6400 200 300	{ 1.5 1.5 2	{ 10% 10% 10%	{ 6" 6" 6"	{ .55 .55 .55							
63-257	8,350	{ 800 1550	{ .5 3	{ 10 1/2% 10%	{ 4 3/4" 4 3/4"	{ .50 .50							
63-275	15,500	{ 750 7000 7000 750	{ 1 3 3 1	{ 10% 10% 20% 10%	{ 4 3/16" 4 3/16" 4 3/16" 4 3/16"	{ .90 .90 .90 .90							
63-302	1,875	{ 375 1500	{ 1.5 .1	{ 10% 10%	{ 2 3/8" 2 3/8"	{ .40 .40							
63-307	40	No	**	10%	1 1/8"	.20							
63-308	15,290	{ 700 500 90 7000 7000	{ .5 .2 .1 2.5 2.5	{ 10% 10% 10% 10% 10%	{ 5 1/8" 5 1/8" 5 1/8" 5 1/8" 5 1/8"	{ 1.00 1.00 1.00 1.00 1.00							
63-314	700	{ 200 500	{ .5 2.5	{ 10% 10%	{ 3 1/2" 3 1/2"	{ .45 .45							
63-337	42	No	10	10%	3 3/8"	.45							
63-351	17,035	{ 11000 5700 85 250	{ 2.1 1.7 .1 1.1	{ 10% 10% 10% 10%	{ 6" 6" 6" 6"	{ .80 .80 .80 .80							
63-365	3.66	No	5"	.65							
63-382	6,400	{ 2400 4000	{ 2.3 8.1	{ 10% 10%	{ 6 1/2" 6 1/2"	{ .85 .85							
63-383	1,230	{ 500 730	{ 1 2.6	{ 10% 10%	{ 4" 4"	{ .35 .35							
63-387	4,000	No	10	10%	3 1/2"	.50							
63-389	2,857	{ 1000 1857	{ 1.25 2.25	{ 10% 10%	{ 3" 3"	{ .50 .50							
63-404	60	{ 30 30	{ 2 2	{ 10% 10%	{ 2" 2"	{ .25 .25							
63-405	330	No	2	10%	2"	.25							
63-406	5,000	No	5	10%	3 1/2"	.50							
63-407	10,000	No	5	10%	3 1/2"	.50							
63-430	1,030	{ 300 730	{ 1 2.6	{ 10% 10%	{ 4" 4"	{ .35 .35							
63-431	{ 2,400 4,000	No	2.3 8.1	10% 10%	6 1/2"	.90							
63-432	5	No	↓	10%	1 1/16"	.20							
63-433	39,250	{ 15000 24000 250	{ 1.75 .75 .25	{ 10% 10% 10%	{ 4 1/8" 4 1/8" 4 1/8"	{ \$0.65 \$0.65 \$0.65							
63-437	3.6	No	2	5%	5"	.65							
63-449	9,612	{ 570 23 43 3976 5000	{ 4 .1 .14 3.55 6	{ 10% 10% 10% 10% 10%	{ 8 3/8" 8 3/8" 8 3/8" 8 3/8" 8 3/8"	{ 1.30 1.30 1.30 1.30 1.30							
63-453	17,267	{ 11000 4940 920 83 74 250	{ 3.5 1 .18 .061 .06 1.1	{ 10% 10% 10% 10% 10% 10%	{ 8" 8" 8" 8" 8" 8"	{ 1.00 1.00 1.00 1.00 1.00 1.00							
63-471	11,112	{ 5800 4350 295 33 34 600	{ 3 2.5 .35 .15 .15 3	{ 10% 10% 10% 10% 10% 10%	{ 8" 8" 8" 8" 8" 8"	{ 1.25 1.25 1.25 1.25 1.25 1.25							
63-478	1,000	No	1.5	10%	2"	.30							
63-479	4,600	No	10	10%	3 1/2"	.50							
63-515	17,252	{ 11000 5860 86 56 250	{ 3.5 1.2 .1 .03 1.5	{ 10% 10% 10% 10% 10%	{ 8" 8" 8" 8" 8"	{ .65 .65 .65 .65 .65							
63-516	9,385	{ 400 35 50 3900 5000	{ 3 .1 .2 3.5 6	{ 10% 10% 10% 10% 10%	{ 8 3/8" 8 3/8" 8 3/8" 8 3/8" 8 3/8"	{ .75 .75 .75 .75 .75							
63-528	9,920	{ 350 20 50 4500 5000	{ 3 .1 .2 3.5 6	{ 10% 10% 10% 10% 10%	{ 8 3/8" 8 3/8" 8 3/8" 8 3/8" 8 3/8"	{ .75 .75 .75 .75 .75							
63-535	1,040	No	1.5	10%	1 1/2"	.30							
63-569	22,360	{ 11000 11000 180 180	{ 2.5 1.5 .2 1	{ 10% 10% 10% 10%	{ 7 1/4" 7 1/4" 7 1/4" 7 1/4"	{ .65 .65 .65 .65							
63-570	22,385	{ 11000 11000 85 50 250	{ 1.5 1.5 .1 .1 1.5	{ 10% 10% 10% 10% 10%	{ 7 1/4" 7 1/4" 7 1/4" 7 1/4" 7 1/4"	{ .75 .75 .75 .75 .75							
63-613	552	{ 125 27 300	{ .1 .1 1.5	{ 10% 10% 10%	{ 3 1/4" 3 1/4" 3 1/4"	{ .30 .30 .30							
63-802	18,268	{ 11000 7100 71 97 125	{ 2.5 1.5 .2 2 .1	{ 10% 10% 10% 10% 10%	{ 8 3/8" 8 3/8" 8 3/8" 8 3/8" 8 3/8"	{ .65 .65 .65 .65 .65							
63-806	585	{ 30 430 11000	{ .1 1.5 2.5	{ 10% 10% 10%	{ 3 1/4" 3 1/4" 3 1/4"	{ .30 .30 .30							
63-809	22,258	{ 11000 11000 78 180	{ 1.5 1.5 .2 1	{ 10% 10% 10% 10%	{ 6 1/2" 6 1/2" 6 1/2" 6 1/2"	{ .65 .65 .65 .65							

*63-307—40 M.A. FOR LISTING OF ZENITH EXACT DUPLICATES BY MODEL NUMBERS, SEE PAGES 37-44 63-432—200 M. A.
**63-251—80 M.A.

EXACT DUPLICATE CONTROLS FOR ZENITH RECEIVERS



Not "replacements" of original part. These controls are stock from production supplies of the models listed. Specifications such as curves, size, shaft length and mounting are exact. Noiseless, smooth operation with patented non-rubbing contact.

The best volume control manufactured regardless of price.

Part No.	Resistance	List Price	Part No.	Resistance	List Price	Part No.	Resistance	List Price
63-120	50-M	\$1.35	63-284	500M	\$1.35	63-468	200M	\$1.35
63-125	60-M	1.35	63-285	50M*	.90	63-469	100M*	.90
63-126	600M*	.90	63-286	20M	.90	63-472	1 Meg.	1.35
63-128	50M	1.35	63-299	500M	1.35	63-473	200M	1.35
63-141	50M	1.35	63-304	800	.90	63-474	400M	1.35
63-142	50M*	1.35	63-306	500M	1.35	63-475	50M*	.90
63-147	500M*	.90	63-309	5M	.90	63-480	1 Meg.*	.90
63-153	10M	.90	63-312	500M	1.35	63-487	100M*	.90
63-154	1 Meg.*	.90	63-315	50M*	.90	63-507	500M	1.35
63-161	1350	1.35	63-316	50M	.90	63-514	200M	1.35
63-164	10M	.90	63-321	500M	1.35	63-517	400M	1.35
63-171	5M	1.35	63-324	5M	.90	63-520	400M	1.35
63-172	500M	.90	63-330	50M*	.90	63-521	50M*	.90
63-178	12M	.90	63-338	200M	1.35	63-522	2 Meg.	1.35
63-181	10M	1.35	63-350	500M	1.35	63-525	400M	1.35
63-187	50M	1.35	63-356	500M	1.35	63-526	2 Meg.	1.35
63-192	50M	1.35	63-366	200M	1.35	63-534	400M	1.35
63-193	500M*	.90	63-384	500M	1.35	63-537	100M	1.35
63-200	500M*	.90	63-390	1 Meg. †	9.00	63-538	400M	1.35
63-201	12M	1.35	63-391	1 Meg.*	4.00	63-540	1 Meg.	1.35
63-209	12M	1.35	63-392	500M	1.35	63-541	1 Meg.	1.35
63-212	250M	1.35	63-393	500M*	.90	63-547	400M	1.35
63-213	250M †	2.25	63-402	500M	1.35	63-548	1 Meg.	1.35
63-228	50M	.90	63-408	500M	.90	63-549	2 Meg.*	2.25
63-231	500M	2.25	63-409	200M	1.35	63-551	1 Meg.	1.35
63-232	500M*	.90	63-434	500M	1.35	63-560	0-150	.90
63-233	500M	.90	63-448	3M	1.35	63-565	400M	1.35
63-234	50M	.90	63-450	1 Meg.	1.35	63-568	2 Meg.	.90
63-235	500M	1.35	63-451	1 Meg.*	.90	63-611	2 Meg.	1.35
63-250	400	.90	63-454	3M	1.35	63-687	400M	1.35
63-253	50M*	.90	63-455	3M	1.35	63-688	2.5 Meg.	1.35
63-255	1500	.90	63-456	200M	1.35	63-689	400M	1.35
63-276	500M	.90	63-457	400M	1.35	63-798	1 Meg.	1.35
63-283	20M	.90	63-458	50M*	.90	63-799	2 Meg.	1.35

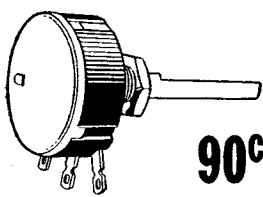
All controls listed are single type volume controls, excepting those marked otherwise.

*—Tone-Control.

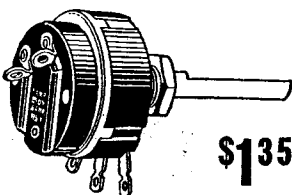
†—Double Volume-Control.

ZENITH REPLACEMENT CONTROLS

Standard Replacements For All Sets



Less Switch



With Switch

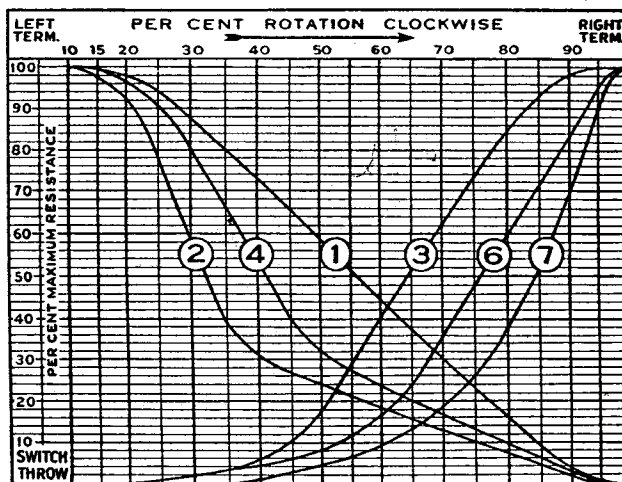
Case diameter $1\frac{3}{8}$ in. Depth $\frac{9}{16}$ in. Soft aluminum shaft $2\frac{1}{4}$ in. long, milled flat. May be cut to exact length needed.

STANDARD REPLACEMENT CONTROLS LISTED BY RESISTANCE VALUE

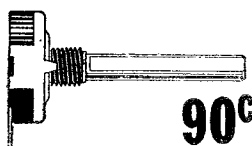
Part Without Switch	Number With Switch	Usual Circuit Location	Resistance Ohms	Curve
209-118	210-118	Voltage Divider	500	1
209-107	210-107	Voltage Divider	1,000	1
209-101	210-101	Voltage Divider	2,000	1
209-108	210-108	Voltage Divider	3,000	1
209-109	210-109	Voltage Divider	4,000	1
209-110	210-110	Voltage Divider	5,000	1
209-204	210-204	Antenna Shunt	5,000	6
209-139	210-139	Voltage Divider	7,500	3
209-114	210-114	Antenna, C-bias	10,000	3
209-113	210-113	Antenna, C-bias of One Tube	10,000	3
209-205	210-205	Antenna, C-bias of Two Tubes	10,000	4
209-100	210-100	Antenna Shunt	10,000	6
209-115	210-115	Antenna, C-bias	15,000	3
209-006	210-006	Antenna, C-bias	15,000	4
209-119	210-119	Antenna, C-bias	20,000	3
209-111	210-111	Voltage Divider	25,000	1
209-206	210-206	C-bias	25,000	4
209-102	210-102	Antenna Shunt	25,000	3
209-103	210-103	Voltage Divider	50,000	1
209-117	210-117	Tone Control	50,000	6
209-123	210-123	Tone Control	75,000	6
209-202	210-202	C-bias	75,000	4
209-104	210-104	Voltage Divider	100,000	1
209-122	210-122	Audio Grid or Tone	100,000	6
209-136	210-136	Audio Grid or Tone	150,000	6
209-120	210-120	Audio Grid or Tone	200,000	1
209-131	210-131	C-bias	200,000	4
209-121	210-121	Audio Grid or Tone	250,000	6
209-138	210-138	Tapped Audio Grid	250,000	6
209-105	210-105	Audio Grid or Tone	500,000	6
209-106	210-106	Voltage Divider	500,000	1
209-203	210-203	Series in R. F. Plate	500,000	2
209-134	210-134	Tapped Audio Grid	500,000	6
209-140	210-140	Audio Grid or Tone	750,000	6
209-116	210-116	Audio Grid or Tone	1 Meg.	6
209-135	210-135	Tapped Audio Grid	1 Meg.	6
209-137	210-137	Audio Grid or Tone	2 Meg.	6
209-142	210-142	Tapped Audio Grid	2 Meg.	6
209-132	210-132	Audio Grid or Tone	3 Meg.	6

STANDARD RESISTANCE CURVES

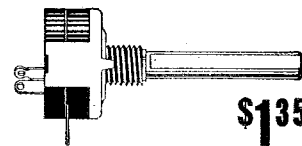
The curve of each Standard Control is catalogued next to its resistance.



ZENITH MIDGET CONTROLS



Less Switch



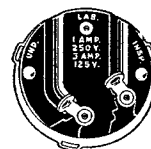
With Switch

Small diameter controls for auto radio or midget set replacements. Case diameter $1\frac{3}{16}$ ". Depth—less switch $2\frac{3}{16}$ ", with switch $2\frac{3}{32}$ ". Soft aluminum shaft $2\frac{1}{4}$ " long milled $\frac{1}{32}$ " full length. Easily cut to length required. Due to type of construction, separate switches are not available.

Part No. Less Switch	Part No. With Switch	Usual Circuit Location	Resistance Ohms	Curve
209-210	210-210	Antenna, C-bias	10,000	3
209-211	210-211	Antenna, C-bias	25,000	3
209-212	210-212	Audio Grid or Tone	250,000	6
209-213	210-213	Audio Grid or Tone	500,000	6
209-214	210-214	Audio Grid or Tone	1 Meg.	6

SEPARATE SWITCH COVERS

Any plain control may be converted to the switch type by replacing the plain cover with this switch cover.




Part No.	Description	List Price
85-129	Switch Cover, Single-pole—Single-throw	\$0.45
85-130	Switch Cover, Single-pole—Double-throw	.55
85-131	Switch Cover, Heavy Duty—Single-pole—Single-throw	.55
85-132	Switch Cover, Three Point	.55
85-133	Switch Cover, Four Point	.55

FOR ZENITH EXACT DUPLICATES BY SET MODEL NUMBER SEE PAGES 37 TO 44

CHOKES AND AUDIO TRANSFORMERS

Exact Zenith and Standard Types



These units are designed to give actual measured values instead of ordinary commercial ratings. Physically and electrically built from production specifications.

Part No.	Type	Inductance in Henries	@ Milliamperes	D.C. Resistance in Ohms	Distance Between Center of Mtg. Holes	Price
95-88	A	16	75	434	2 3/4"	\$2.50
95-164	A	7	35	190	2"	1.25
95-211	A	5.1	45	300	2"	.75
95-217	A	8.5	80	300	2 27/32"	1.00
95-240	B	10	120	145	2 3/8"	2.00
95-254	C	10	265	74	2 7/8"	5.50
95-255	C	10	130	78	2 3/16"	3.25
95-259	A	5	50	300	2"	.75
95-261	A	2	85	113	2 3/4"	1.00
95-276	A	50	350	2"	.65
95-298	A	15	40	600	2 3/8"	.75
95-313	C	12	110	160	2 3/32"	2.25
95-319	C	5	180	100	2 3/32"	2.25
95-321	A	1	...	165	2"	.85
95-327	A	3	140	72	2 3/4"	1.10
95-330	A	5	65	275	2"	.65
95-341	A	6	50	350	2"	.75
95-345	A	15	40	600	2"	.85
95-356	A	4.5	110	95	2 3/4"	1.25
95-366	C	3.5	140	72	2 3/8"	2.25
95-398	A	5	65	300	2"	.85
95-409	A	8.5	60	250	2 3/4"	1.25
95-410	A	8.5	60	250	2 3/8"	1.35
95-442	B	5	190	...	2 3/8"	2.25







AUDIO TRANSFORMERS

Built for finest audio quality, assuring true reproduction at all frequencies.
Fully treated against humidity and other climatic conditions.

Part No.	For Connecting Between Tubes	Overall Turns Ratio	Center to Center of Mtg. Holes	Type	Price
95-165	No. 85 & No. 89 ^S Push Pull	2:1	2 11/16"	A	\$2.00
95-193	No. 56 & No. 59 ^S Push Pull	2:1	2 3/16"	A	2.50
95-294	6C5 & 6F6 ^S Push Pull	4280/5760	2 3/8"	C	2.00
95-307	6C5 & 6F6 Push Pull	3500/3700	2"	C	2.50
95-311	No. 76 & No. 19	4230/4300	2 1/8"	A	2.50
95-360	6C5 & 6L6 Push Pull	4280/2850	2 3/8"	C	2.25
95-367	6F6 & 6L6 Push Pull	2800/2250	2"	C	4.50
95-446	1H4 & 1J6	4230/4300	2 1/8"	D	1.75

UNIVERSAL REPLACEMENT TRANSFORMERS

Built to most exacting requirements of voltage and current. Excellent regulation with highest quality installation. Fully dehydrated and impregnated. Special and universal mounting.



POWER—2.5 Volt Double Fil. Winding

Description	Part No.	Type	Mounting	List Price
FOR 4 AND 5 TUBES				
2-24, 27, 35, or 3-55, 56, 57, 58, 2A6, 2A7, 2B7 2.5v- 5.00A	95-472	C	Mtg. 2 $\frac{1}{2}$ x2 $\frac{1}{2}$ c.c. 2 $\frac{3}{8}$ x3 $\frac{1}{4}$ x3 $\frac{1}{4}$ high	\$2.75
1-45, 46, 47, 59, 2A3, 2A5 2.5v.-C.T. 1.75A				
1-80, 83, 5Z3 5.0v- 3.0 A				
Plate 650v.-C.T. 40 MA				
FOR 5 AND 6 TUBES				
3-24, 27, 35, or 3-55, 56, 57, 58, 2A6, 2A7, 2B7 2.5v- 5.25A	95-473	C	Mtg. 2 $\frac{1}{2}$ x2 $\frac{1}{2}$ c.c. 2 $\frac{3}{8}$ x3 $\frac{1}{4}$ x3 $\frac{1}{4}$ high	3.00
1-45, 46, 47, 59, 2A3, 2A5 2.5v.-C.T. 1.75A				
1-80, 83, 5Z3 5.0v- 3.0 A				
Plate 650v.-C.T. 50 MA				
FOR 6 AND 7 TUBES				
3 or 4-24, 27, 35, 55, 56, 57, 58, 2A6, 2A7, 2B7 2.5v- 7.0 A	95-474	C	Mtg. 2 $\frac{1}{2}$ x3 $\frac{1}{2}$ c.c. 3 $\frac{1}{8}$ x3 $\frac{1}{4}$ x3 $\frac{1}{4}$ high	3.50
2-45, 46, 47, 59, 2A3, 2A5 2.5v.-C.T. 3.0 A				
1-80, 83, 5Z3 5.0v- 3.0 A				
Plate 700v.-C.T. 70 MA				
FOR 8 AND 9 TUBES				
5 or 6-24, 27, 35, 55, 56, 57, 58, 2A6, 2A7, 2B7 2.5v- 10.5A	95-475	C	Mtg. 2 $\frac{7}{8}$ x3 $\frac{1}{2}$ c.c. 3 $\frac{3}{8}$ x4 $\frac{1}{4}$ x3 $\frac{1}{4}$ high	4.25
2-45, 46, 47, 59, 2A3, 2A5 2.5v.-C.T. 3.0 A	95-489	D	Mtg. 2 $\frac{1}{2}$ x2 $\frac{1}{2}$ c.c. 3 $\frac{3}{8}$ x3 $\frac{1}{2}$ x4 $\frac{1}{2}$ high	4.75
1-80, 83, 5Z3 5.0v- 3.0 A				
Plate 700v.-C.T. 90 MA	95-487	E	Mtg. 2 $\frac{7}{8}$ x2 $\frac{1}{2}$ min. to 2 $\frac{1}{2}$ max. c.c. 3 $\frac{3}{4}$ x3 $\frac{1}{2}$ x4 $\frac{1}{2}$ high	5.25
FOR 10 AND 12 TUBES				
7 or 9-24, 27, 35, 55, 56, 57, 58, 2A6, 2A7, 2B7 2.5v- 15.25A	95-476	C	Mtg. 3x3 $\frac{1}{2}$ c.c. 3 $\frac{3}{4}$ x4 $\frac{1}{2}$ x3 $\frac{1}{4}$ high	5.00
2-45, 46, 47, 59, 2A3, 2A5 2.5v.-C.T. 3.0 A	95-488	E	Mtg. 2 $\frac{7}{8}$ x2 $\frac{1}{2}$ min. to 2 $\frac{1}{2}$ max. c.c. 4x3 $\frac{1}{2}$ x4 $\frac{1}{2}$ high	5.75
1-80, 83, 5Z3 5.0v- 3.0 A				
Plate 700v.-C.T. 110MA				

Midget Types

Description	Part No.	Type	Mounting	List Price
FOR 4 TUBES				
2-55, 56, 57, 58, 90, 2A6 and 1-45, 46, 47, 2A5 2.5v.-C.T. 3.75A	95-481	C	Mtg. 2x2 $\frac{1}{2}$ c.c. 2 $\frac{1}{2}$ x3x2 $\frac{1}{2}$ high	\$2.00
1-80 5.0v- 2.0 A				
Plate 650v.-C.T. 40MA				
FOR 4 TUBES				
2-24, 27, 35, 55, 56, 57, 2A6, 2A7, 2B7 and 1-45, 46, 47, 59, 2A3, 2A5 2.5v.-C.T. 5.25A	95-482	C	Mtg. 2x2 $\frac{1}{2}$ c.c. 2 $\frac{1}{2}$ x3x3 high	2.25
1-80 5.0v- 2.0 A				
Plate 650v.-C.T. 40 MA				
FOR 5 TUBES				
3-24, 27, 35, 55, 56, 57, 58, 2A6, 2A7, 2B7 and 1-45, 46, 47, 59, 2A3, 2A5 2.5v.-C.T. 7.0 A	95-483	C	Mtg. 2x2 $\frac{1}{2}$ c.c. 2 $\frac{1}{2}$ x3x3 $\frac{1}{2}$ high	2.75
1-80 5.0v- 2.0 A				
Plate 700v.-C.T. 50 MA				
FOR 6 TUBES				
4-24, 27, 35, 55, 56, 57, 58, 2A6, 2A7, 2B7 2.5v.-C.T. 7.0 A	95-484	C	Mtg. 2 $\frac{1}{2}$ x3 $\frac{1}{2}$ c.c. 3 $\frac{1}{8}$ x3 $\frac{1}{4}$ x3 $\frac{1}{4}$ high	3.25
1-45, 46, 47, 59, 2A3, 2A5 2.5v.-C.T. 1.75A				
1-80 5.0v- 2.0 A				
Plate 700v.-C.T. 60 MA				

POWER—Combination 2.5v & 6.3v Single-Heater Winding

Description	Part No.	Type	Mounting	List Price
FOR 4 AND 5 TUBES				
2-56, 57, 2A7, 2B7, and 1-45, 46, 47, 2A5 2.5v.-C.T. 4.75A or 2-76, 77, 6C5, 6J7, and 1-41, 42, 79, 6F6 6.3v. 1.9 A 1-80, 5Z4 5.0v. 2.0 A Plate 650v.-C.T. 50 MA	95-477	C	Mtg. 2x2 $\frac{1}{2}$ c.c. 2 $\frac{1}{2}$ x3x3 $\frac{1}{2}$ high	\$2.75
FOR 6 AND 7 TUBES				
4-56, 57, 2A7, 2B7, and 2-45, 46, 47, 2A5 2.5v.-C.T. 7.5 A or 6-75, 77, 6C5, 6J7, and 2-41, 42, 79, 6F6 6.3v. 2.9 A 1-80, 5Z4 5.0v. 2.0 A Plate 650v.-C.T. 70 MA	95-478	C	Mtg. 2 $\frac{1}{2}$ x2 $\frac{1}{2}$ c.c. 2 $\frac{1}{2}$ x3x3 $\frac{1}{2}$ high	3.50
FOR 8 AND 9 TUBES				
6-56, 57, 2B7, and 2-45, 46, 47, 2A5 2.5v.-C.T. 9.5 A or 6-76, 77, 6C5, 6J7, and 2-41, 42, 79, 6F6 6.3v. 3.5 A 1-80, 5Z4 5.0v. 2.0 A Plate 700v.-C.T. 85 MA	95-479	C	Mtg. 2 $\frac{1}{2}$ x3 $\frac{1}{2}$ c.c. 3 $\frac{1}{8}$ x3 $\frac{1}{4}$ x3 $\frac{1}{4}$ high	4.00
FOR 10 AND 12 TUBES				
9-56, 57, 2A7, 2B7, and 2-45, 46, 47, 2A5 2.5v.-C.T. 12.5 A or 9-76, 77, 6C5, 6J7, and 2-41, 42, 79, 6F6 6.3v. 4.5 A 1-80, 5Z4 5.0v. 2.0 A Plate 700v.-C.T. 100MA	95-480	C	Mtg. 3x3 $\frac{1}{2}$ c.c. 3 $\frac{3}{4}$ x4 $\frac{1}{2}$ x3 $\frac{1}{2}$ high	4.75

6.3 Volt Tube

Description	Part No.	Type	Mounting	List Price
FOR 4 TUBES				
2-36, 37, 39, 44, 75, 76, 77, 78, 85, 92, 6A7, 6B7, 6C6, 6D6, 6F7 and 1-38, 41, 42, 79, 89, 6A4 6.3v. 1.6 A 1-80 5.0v. 2.0 A Plate 650v.-C.T. 40 MA	95-485	C	Mtg. 2x2 $\frac{1}{2}$ c.c. 2 $\frac{1}{2}$ x3x2 $\frac{1}{2}$ high	\$1.95
	95-486	D	Mtg. 1 $\frac{1}{2}$ x2 c.c. 2 $\frac{3}{8}$ x2 $\frac{3}{8}$ x3 high	2.65

Special Outputs For Midgets & AC-DC Sets

Tubes*	Part No.	Core	High	Depth	Length	Mtg. c-c	Mtg.	Price
12A5, 43, 48	95-492	1 $\frac{1}{2}$ x1 $\frac{1}{2}$	1 $\frac{3}{8}$	1 $\frac{1}{2}$	2 $\frac{3}{8}$	2"	A	\$1.00
33, 41, 42, 47, 31	95-493	1 $\frac{1}{2}$ x1 $\frac{1}{2}$	1 $\frac{3}{8}$	1 $\frac{1}{2}$	2 $\frac{3}{8}$	2"	A	1.00
38	95-494	1 $\frac{1}{2}$ x1 $\frac{1}{2}$	1 $\frac{3}{8}$	1 $\frac{1}{2}$	2 $\frac{3}{8}$	2"	A	1.00
12A5, 43, 48	95-495	1 $\frac{1}{2}$ x1 $\frac{1}{2}$	2	1 $\frac{1}{4}$	2 $\frac{3}{8}$	2"	B	1.10
33, 41, 42, 47, 31	95-496	1 $\frac{1}{2}$ x1 $\frac{1}{2}$	2	1 $\frac{1}{4}$	2 $\frac{3}{8}$	2"	B	1.20

*Connected from tubes to 6-15 ohm voice coil.

OUTPUT—INPUT

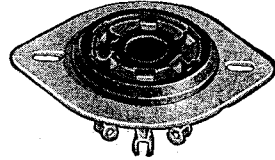
Universal Output Type	Input Audio Type
To match any standard output tube either singly or in push-pull to magnetic speaker or any of the standard voice coils. Overall dimensions—1 $\frac{1}{8}$ "x3"x2 $\frac{1}{2}$ " high. Mounting centers 2 $\frac{3}{8}$ ".	This input audio efficiently feeds any straight or push-pull audio stage on either A.C. or D.C. sets. Overall dimensions—1 $\frac{1}{8}$ "x3"x2 $\frac{1}{2}$ " high. Mounting centers 2 $\frac{3}{8}$ ".
Part No. 95-490 List Price \$1.85	Part No. 95-491 List Price \$1.85

FOR EXACT DUPLICATE TRANSFORMERS BY MODEL NO. SEE CHART IN REAR OF CATALOG.

RADIO REPLACEMENT SOCKETS

A complete line of sockets, plugs and adapters for every type of original and replacement use.

REPLACEMENT SOCKET Phenolic Type




A socket for the service man, amateur and experimenter. Comes set in a cadmium-plated steel adapter plate that fits any rivet hole spacing from 1 1/2 inch to 2 inches. The adapter plate may be removed. Rubber washers, or grommets, under the adapter plate will generally remove tube microphonics caused by mechanical or audio vibration.

Part No.		List Price
78-196	4 contact	\$0.12
78-197	5 contact	.12
78-198	6 contact	.12
78-199	7 contact small	.12
78-200	7 contact large	.12
78-201	7 contact comb.	.15
78-202	8 contact octal	.15

MALE

Same construction as the Female listed above but uses regular Chassis Type Plug.

Part No.		List Price
58-45	4 prong	\$0.25
58-46	5 prong	.25
58-47	6 prong	.25
58-48	7 prong small	.25
58-49	8 prong octal	.25



SPEAKER PLUGS

One piece moulded bakelite body with prongs securely riveted. Each prong is at the bottom of a deep moulded hole which houses the wire and prevents shorts due to insulation pulling back.

Part No.		List Price
58-40	4 prong	\$0.11
58-41	5 prong	.11
58-42	6 prong	.11
58-43	7 prong	.11
58-44	8 prong	.14

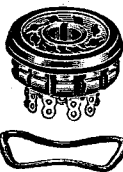


PHENOLIC SOCKETS

Chassis Type-Marked

Cadmium plated contacts. Maintains firm low resistance contact. No rivets or mounting screws required.

All Types \$0.10 List




Part No.	Type	Contact	Part No.	Type	Contact
78-95	37	5	78-70	80	4
78-66	38	5	78-64	85	6
78-63	39	5	78-65	89	6
78-104	41	6	78-74	2-A-6	6
78-92	42	6	78-105	6-A-7	7
78-71	56	5	78-68	6-C-6	6
78-72	57	6	78-69	6-D-6	6
78-73	58	6	78-89	6-F-7	7
78-75	59	7	78-67	6-Z-4	5
78-91	75	6	78-90	12-A-5	7
78-111	76	5	78-62	Rect.	5

SUB PANEL SOCKETS Wafer Type

All Types \$0.10 List

Midget Size

With Tube Locating Ring




Made of finest quality bakelite with firmly imbedded contacts of phosphor bronze.

Tubes easily and quickly inserted. Firm positive contacts. With mounting holes 1 1/2 inch centers. Overall length 1 3/8". Width 1 3/8".

Part No.	Type	Contact	Part No.	Type	Contact
78-139	15	5	78-156	6-C-5	6
78-124	19	6	78-113	6-C-6	6
78-123	30	4	78-100	6-D-6	6
78-122	34	4	78-186	6-D-8	8
78-146	38	5	78-145	6-F-5	5
78-126	41	6	78-152	6-F-6	7
78-102	42	6	78-103	6-F-7	7
78-107	43	6	78-133	6-H-6	7
78-130	45	4	78-155	6-J-5	7
78-83	55	6	78-150	6-K-7	7
78-81	56	5	78-187	6-L-5	6
78-80	57	6	78-162	6-L-7	7
78-79	58	6	78-157	6-N-7	8
78-101	75	6	78-138	6-P-7	8
78-109	76	5	78-148	6-Q-7	7
78-82	80	4	78-185	6-S-7	7
78-121	1-C-6	6	78-184	6-T-7	7
78-165	1-C-7	8	78-176	6-V-6	7
78-166	1-D-5	7	78-149	6-X-5	6
78-167	1-F-5	7	78-114	25-A-6	7
78-168	1-F-7	8	78-173	25-L-6	7
78-169	1-H-4	7	78-108	25-Z-5	6
78-170	1-J-6	8	78-159	25-Z-6	7
78-136	5-Y-3	5		Miscellaneous	
78-182	5-Y-4	8	78-128	Speaker	5
78-110	5-Z-3	4	78-145	Speaker	6
78-106	6-A-7	7	78-142	Speaker	7
78-132	6-A-8	8	78-144	Speaker	8
78-143	6-B-6	8	78-141	Vibr.	6
78-127	6-B-7	7	78-161	Ballast	8
78-134	6-C-5	6	78-181	Vol. Ind.	7


PILOT LAMP SOCKETS



Standard Mazda screw type or bayonet base. Firm spring contact.

Part No.	Type	Base	Description	List Price
S-2918	A	Screw	Insulated	\$0.10
S-4906	B	Bayonet	Non-Insulated	.10
S-4913	C	Bayonet	Insulated	.10
S-4914	D	Bayonet	Insulated	.10
S-4915	E	Bayonet	Non-Insulated	.10
78-116	F	Screw	Special for 100-28 Bulb	.50


GENUINE ZENITH REPLACEMENT VIBRATORS



Exact and original types for every vibrator powered Zenith. Long life tungsten contacts. Mounted in dead soft sponge rubber for noiseless operation.

Part No.	Type	Dimensions	Prongs	Used On Zenith Model	List Price
190-1	A	4 5/8" x 1 5/8" x 1 7/8"	Leads	460	\$4.00
190-2	A	2 5/8" x 1 1/2" x 1 21/32"	Leads	462	4.00
190-3	B	1 5/8" dia. x 3 3/16"	6	5601 (Ford)	4.50
190-4	B	1 11/16" dia. x 4 1/4"	4	5510-5516-17-26	3.75
190-5	B	1 1/4" dia. x 3 1/16"	6	5405-5621	3.75
190-6	B	1 1/4" dia. x 3 1/16"	6	5405-5621	3.50
190-7	B	1 5/16" dia. x 3 1/8"	4	5630-5631-5706	3.00
190-8	B	1 1/4" dia. x 3 1/16"	6	54680-5407 5518	3.50
190-9	B	1 1/2" dia. x 3 1/8"	4	5M191-6M192- 3-4-8M195	3.00
190-11	B	1 5/16" dia. x 3 1/8"	4	5642-5524	2.75


SWITCHES



All types for radio and electrical work. Key, knife, toggle, and tone switches included. Copper and bronze blades with silvered contacts. Built for long electrical and mechanical service.

Part No.	Type	Length of Threaded Shank	Length of Shaft	List Price
85-43	S. P. D. T. Toggle	3/8"	—	\$0.60
85-97	D. P. S. T. Toggle	3/16"	—	.85
85-39	D. P. D. T. Toggle	3/16"	—	.85
85-77	D. P. S. T. Rotary	15/32"	1 1/16"	.50
85-38	S. P. S. T. Lock Type	3/16"	—	1.00
85-86	Knife	—	—	.25

AUTO AND HOUSEHOLD CARTRIDGE TYPE FUSES




Built to close voltage and current tolerances for full protection of radio equipment. Standard dimensions and load ratings.

Part No.	Amps. Rating	Used On Zenith Model	List Price
136-4	1	2022-A	\$0.08
136-2	2	50 Series	.08
136-3	3	2017	.08
136-10	5	4B106-6B107	.05
136-8*	6	GPU-GPD	.05
136-5	10	2047	.12
136-6	15	2047	.05
136-9	20	5706	.05

*Dimensions—5/8" x 1/4"

TUBE SHIELDS

Universal for all tube shielding requirements.




Goat, chimney and screw types of highest quality shield material. Available in all requirements of size, height and mounting. Particularly necessary in high gain R.F. and audio circuits.

Part No.	Type	Dimensions	Base Used	Base Price	List Price
126-92	A	2" dia. x 4 1/2"	4-110	.05	\$0.15
126-123	B	1 9/16" dia. x 3 1/2"	4-118	.05	.10
126-127	C	1 9/16" dia. x 4 1/2"	4-118	.05	.10
126-131	D	4"	—	—	.10
126-168	E	3 1/4"	—	—	.10
126-239	F	1 9/16" dia. x 3 5/8"	4-220	.05	.10

KNOBBS FOR ALL RADIOS


Listing contains replacements for Zenith receivers in addition to several universal types applicable to other radios.




SPINNER TYPE KNOB			BAND SWITCH TYPE KNOB			REGULAR ZENITH KNOB		
1937 Sets 2" dia. for 1/4" Shaft with Set Screw			1 3/8" dia. Base—Push-on Type with Pointer			1 3/8" dia. Base—Push-on Type		
Part No.	Color	List Price	Part No.	Color	List Price	Part No.	Color	List Price
46-166	Walnut	\$0.35	46-169	Walnut	\$0.20	46-127	Walnut	\$0.15
46-166Y	Ebony	.40	46-169Y	Ebony	.25	46-127Y	Ebony	.20
46-166H	Honey Maple	.40	46-169H	Honey Maple	.25	46-127H	Honey Maple	.20
46-166W	Bone White	.40	46-169W	Bone White	.25	46-127W	Bone White	.20



TWO-TONE KNOB WITH INDICATORS		SPECIAL TWO-SPEED KNOB		SPECIAL KNOB FOR SLOTTED SHAFT	
Set Screw Type for 1/4" Shaft. 1 3/8" Black Base with Colored Indicator Dots and Walnut Top. This Knob can be used for the Band Switch of almost any radio.		Large Knob for 1/4" Shaft. Small Knob for 1/4" Shaft. Both Knobs have Set Screws for Universal Mounting. Walnut Finish Only.		Same as below with Pointer for indicating volume or frequency. Black and White Only.	
Part No.	List Price	Part No.	List Price	Part No.	List Price
46-98	\$0.30	46-125	\$0.15	46-147	\$0.15
		46-134	.15	46-101	.10




SMALL NOTCHED TYPE KNOB			LARGE NOTCHED TYPE KNOB			SPECIAL KNOB FOR SLOTTED SHAFT		
1 3/4" dia. Base—Push-On Type			1 3/8" dia. Base—Push-On Type			Bakelite 1 3/4" dia. Base, 1/4" Shaft Knob for 1/4" Shaft. Color List Price		
Part No.	Color	List Price	Part No.	Color	List Price	Part No.	Color	List Price
46-191	Walnut	\$0.15	46-123	Walnut	\$0.20	46-168	Walnut	\$0.15
46-191Y	Ebony	.20	46-123Y	Ebony	.25	46-168Y	Ebony	.20
46-191H	Honey Maple	.20	46-123H	Honey Maple	.25	46-168H	Light Walnut	.20
46-191W	Bone White	.20	46-123W	Bone White	.25	46-168W	White	.20



UNIVERSAL HEX KNOB			DIAMOND HEAD KNOB		
Two-Tone Finish. This Knob will dress up any radio. With set screw for 1/4" Shaft, 1 3/8" Base. Has three Colored Indicator Marks for use on Band Switch if desired.			For 1/4" Shaft 1 3/8" Base. This Knob will take care of a large percentage of your replacement needs. Its Walnut finish will harmonize with 90% of all Cabinets.		
Part No.	List Price		Part No.	List Price	
46-77	\$0.25		46-88	\$0.10	

COIL SHIELDS



Made of non-corrosive, non-magnetic metal. Shields available in all popular sizes and styles as listed. Mounting lugs securely riveted for perfect electrical contact and complete circuit isolation.

Part No.	Type	Dimensions	List Price
126-154	A	3" dia. x 4 1/2"	\$0.20
126-201	A	2 3/16" dia. x 4"	.15
126-150	A	2" dia. x 4"	.15
126-100	A	2 1/16" dia. x 3"	.20
126-172	A	2" dia. x 3 1/4"	.35
126-193	B	2" x 2" x 3 1/2"	.15
126-198	B	2" x 2" x 4"	.15
126-190	C	1" dia. x 1 3/4"	.06


MATCHING KNOBS FOR AUTO RADIOS

Designed to perfectly match color and car appointments. Listing includes all existing automobiles. Metal or plastic construction depending on original requirements. **25c**



Part No.	Type	Color	Part No.	Type	Color
46-145	D	Grey	46-198	C	Semi-clear Ivory
46-151	C	Grey	46-199	C	Tan-Salmon
46-152	C	Black	46-200	C	Salmon Pink with Red and White Markings
46-153	C	Salmon	46-201	C	Tan, shaded with Gold
46-154	C	Tan	46-202	C	Ivory-Gray
46-155	C	Light Grey	46-203	C	Dark Mahogany
46-150	C	Black	46-204	C	Semi-Clear Ivory
46-161	C	Ivory	46-206	C	Light Grey
46-163	C	Light Mahogany	46-209	B	Chromium (Metal)
46-164	C	Dark Grey Grained with Brown	46-210	A	Black
46-165	C	Gunmetal Grey	46-211	A	Yellow-Ivory
46-193	C	Gray Speckled	46-212	A	Mother-of-Pearl Brown
46-194	C	Clear Mahogany	46-213	A	Gray-Tan
46-195	C	Dark Gray Grained with Brown	46-214	A	Mother-of-Pearl Gray
46-196	C	Gray	46-215	A	Mahogany
46-197	C	Red-Brown	46-216	A	Brown
			46-217	A	Ivory Grained with Brown

ZENITH SOLDER WIRE



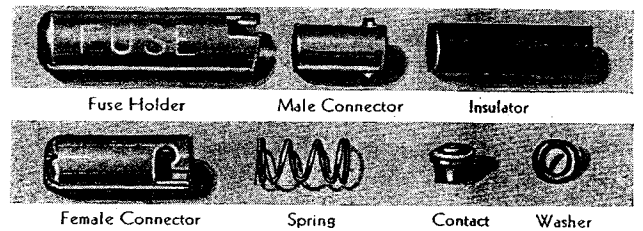
ROSIN CORE—Pure rosin flux core in highest grade solder. Assures perfect joints without corrosion.

ACID CORE—Purest composition of tin and lead with properly prepared acid flux core. A necessity for soldering bonds to metal chassis, bulkheads, etc.

Part No.	Type	List Price Per 1-lb. Spool
120-3	Rosin Core	\$1.25
120-2	Acid Core	1.25


AUTO RADIO CONNECTORS AND PARTS

Self locking plug-in connectors for splices, cable extensions and simplified attachments. Especially useful in auto radio installations.



Part No.	Description	List Price
58-28	Fuse Holder	\$0.01
58-21	Male Connector	.01
58-26	Insulator	.01
58-22	Spring	.005
58-24	Contact	.01
58-25	Washer	.01
58-23	Female Connector	.01

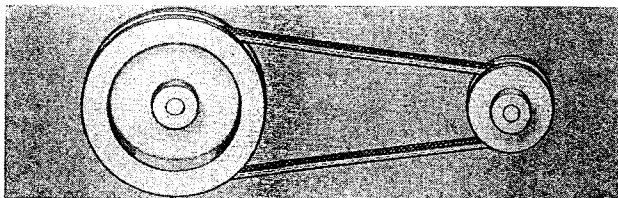
TUNING METERS AND AMMETERS



Mechanical and visual types of finest mechanical quality. R. F. resonance indicators and measuring devices for D.C. current. Polarized connections and accurate calibration.

Part No.	Type	Remarks	List Price
122-14	A	Same as 122-13 1937 Household Line	\$2.00
122-10	B	Replaces 122-9 122-6 122-5 122-7 122-8	2.00
122-12	C	±30 Amps. Ammeter	1.35
122-11	D	±20 Amps., Type 44 Ammeter	.75

DRIVE BELTS




Made of highest grade rubberized canvas for durability. Will not stretch or slip. Exact sizes for all Zenith models. Order by part number for correct replacement.

Part No.	Length Extended*	Used On Zenith Model No.	List Price
32-6	7"	5508-5614-5618	\$0.15
32-3	8 1/8"	1001	.30
32-13	9"	5522-5638-5523-5710	.15
32-18	9 1/4"	1501-5709-5905-1204	.15
32-10	9 3/32"	5516-5707-5518	.15
32-7	9 5/8"	5627-5619	.15
32-8, 32-4	10 3/16"	5903-5704-5902	.15
32-17	11 5/32"	5644	.15
32-15	12 3/16"	1204-5905-1501	.15
32-9	12 1/2"	1202	.25
32-14	13 1/32"	5709	.15
32-11	13 1/8"	5634-5801-1004-5635	.15
32-12	15 1/32"	1203	.25
32-5	15 3/8"	2501	.40

*Length of belt after it is cut.

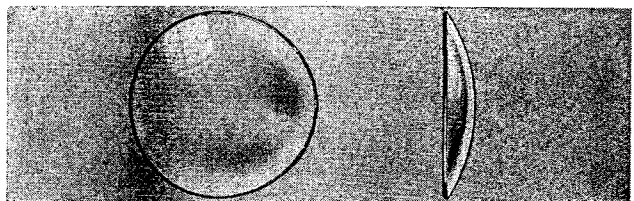
PILOT LAMPS FOR ALL RADIOS



Complete selection for all voltages and current requirements. AC-DC, farm, and auto radios. Bayonet and screw base. Long life filaments of highest quality tungsten.

Part No.	Volts	Amps.	Color of Bead	Type	Used In	List Price	
100-18	2.5	.12	White	B	50 Series AC Sets	\$0.09	
100-20	3.25	.15	White	E			91-2
100-23	6.3	.15	Amber	B			5513
100-26	6-8	.15	White	F	2057	.15	
100-27	6-8	.15	White	A	3CPW 5601	.15	
100-28	120	1.25	---	G		2501	1.25
100-29	6-8	---	White	D	Auto Radio	.09	
100-30	6.3	.25	Blue	C	1202	.12	
100-32	6-8	---	White	A	1936 Auto Sets	.09	
100-36	6.3	.25	Blue	C			AC AC-DC '37 H'seh'd
100-39	2.9	.17	White	C	Farm Sets	.12	
100-50	2.	.06	Pink	C	Low Drain 2 volt Sets	.22	
100-51	2.5	.5	White	C	2 volt Sets	.12	
100-67	6.3	.15	---	C	---	.12	

DIAL GLASSES

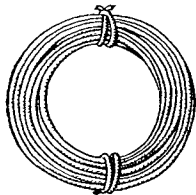


Highest quality clear instrument glass. Every number fitted accurately for the corresponding chassis number. Unbreakable types of clear thick celluloid composition.

Part No.	Dia.	C	Type	Used On	List Price
192-14	1 13/16"	3/16"	Unbreakable	Dash Plates	\$0.20
192-9	2 3/16"	3/16"	Glass	5510	.10
192-7	2 3/16"	1/4"	Unbreakable	5616	.15
192-13	2 3/16"	5/16"	Unbreakable	MS-295	.15
192-3	3 1/8"	1/4"	Glass	5506-5605	.15
192-6	3 3/8"	1/4"	Glass	5614-5508-5701	.15
192-4	4 5/16"	5/16"	Glass	1001-5405	.20
192-11	5 1/4"	3/8"	Glass	5633	.20
192-15	6 3/16"	5/16"	Glass	5614	.40
192-16	6 3/4"	1/2"	Glass	5516-5707	.25
192-12	7 1/16"	1/4"	Glass	1601-1202	.50
192-17	8 1/2"	5/8"	Glass	5634	.40
192-5	9 5/16"	3/4"	Glass	2501	1.00
192-19	10 5/8"	5/8"	Glass with Split Second Scale	1203	1.00

CHASSIS HOOK-UP WIRE

Ideal for Radio Circuit Wiring



High grade, tinned, soft copper with double cotton fabricated insulation. Wax impregnated. Available in a multitude of colors of various R.M.A. circuit applications.


Part No.	Size	Type	Color	List Price Per 100 Ft.
91-212	14	Stranded	Black	\$3.00
91-213	14	Stranded	Blue	3.00
91-210	18	Stranded	Black	1.50
91-211	18	Stranded	Blue	1.50
91-146	20	Stranded	Red	1.50
91-147	20	Stranded	Black	1.50
91-148	20	Stranded	Green	1.50
91-149	20	Stranded	Slate	1.50
91-150	20	Stranded	White	1.50
91-151	20	Stranded	Brown	1.50
91-152	20	Stranded	Yellow	1.50
91-153	20	Stranded	Blue	1.50
91-199	20	Solid	Black	1.00
91-200	20	Solid	Brown	1.00
91-201	20	Solid	Red	1.00
91-202	20	Solid	Orange	1.00
91-203	20	Solid	Yellow	1.00
91-204	20	Solid	Green	1.00
91-205	20	Solid	Blue	1.00
91-206	20	Solid	Slate	1.00
91-207	20	Solid	White	1.00
91-219	22	Solid	Black	1.00
91-220	22	Solid	Brown	1.00
91-221	22	Solid	Red	1.00
91-222	22	Solid	Orange	1.00
91-223	22	Solid	Yellow	1.00
91-224	22	Solid	Green	1.00
91-225	22	Solid	Blue	1.00
91-226	22	Solid	Slate	1.00
91-227	22	Solid	White	1.00

RUBBER COVERED AC CORD

Duplex line cord fully approved by fire underwriters. Rubber binding divides easily for splicing.

Part No.	Description	Price Per Ft.
91-218	Black No. 18	\$0.03
91-240	Brown No. 18	.03

FLEXIBLE TINNED COPPER SHIELDING



Zenith copper shielding is scientifically designed to provide a low reaction, perfect ground for R. F. radiation and ignition interference. Avoid substitutes.

Part No.	Size	Price Per Ft.
91-158	No. 18	\$0.02
91-143	3/32"	.02
91-185	3/16"	.03
91-189	3/8"	.05

BATTERY CABLE

Extra fine, extremely flexible heavy battery cable. 105 strands No. 30 with 1/8 inch rubber installation. No. 10 Tinned Copper Cable Rubber Covered.

Part No.	Color	List Price
91-190	Black	\$0.05
91-191	Red	.05


HEAVY DUTY HEATER CORD

Especially prepared two conductor asbestos insulated cord for irons, heaters, etc.

Part No. 91-242

Price Per Ft. \$0.08

FLAT CONDUCTOR CABLE



Rubber covered two wire conductor. Extremely thin. Ideal for extensions under rugs, mouldings, etc.

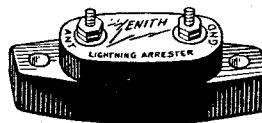
Part No. 91-234 Price Per Ft. \$0.06

INDOOR ANTENNA WIRE

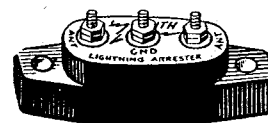
"Loop" wire with brown fabricated installation for all indoor antenna applications

Part No. 91-138 Price Per 30 Foot Lengths. \$0.20

ANTENNA LIGHTNING ARRESTOR



SINGLE



DOUBLE

Porcelain base arrestors for single and double antennas fully approved by Fire Underwriters.

Part No.	Type	List Price
194-3	Single	\$0.50
194-4	Double	.75

DOUBLET ANTENNA LEAD-IN WIRE

Two lead transmission line. Rubber covered and weather proofed. Same as used in Zenith antennas.


Part No.	Description	Price Per Ft.
91-246	Weather Proof Fabric Covered	\$0.02
91-247	Rubber Covered	.03

EXACT ZENITH DUPLICATE BAND SWITCHES

Part No.	Model No.	Price	Part No.	Model No.	Price
85-36	2031	\$2.25	85-79	5904-5629-	
85-40	2051	1.75		5704	\$1.50
85-42	2058	.85	85-80	5619	.85
85-46	5701	1.35	85-82	1202	1.75
85-47	5605	1.25	85-83	5403	.65
85-53	5502	.65	85-85	5614-5514	1.25
85-54	5901-5402	.75	85-88	5633	.55
85-55	5504	.65	85-89	5707-5516	.75
85-56	5502-5605-		85-90	5634	.75
	5701-1001	.40	85-93	5801-1004	1.50
85-57	5610-5608	1.25	85-94	1203	2.50
85-58	1001	2.75	85-99	5802	1.65
85-59	5703-5701	1.50	85-100	5517-5708	1.25
85-61	5618-5605	1.25	85-101	5636	.65
85-62	5508	.75	85-103	5905	1.25
85-65	5902	2.50	85-104	5521	.75
85-67	2501	7.50	85-105	5638-5710	.75
85-68	5608-5611	1.25	85-107	1501	1.65
85-71	2501C	7.50	85-110	5905-5709	1.00
85-76	5403-5401	.35	85-112	5642	.65
85-77	5402-5404	.50	85-113	5644	.65
85-78	5903-5704-				
	5621	1.50			

SIMPSON RADIO INSTRUMENTS AND SERVICE EQUIPMENT

The Simpson test equipment listed on this page has been thoroughly tested in our laboratory and found to meet our every standard as to quality, performance and value. The equipment listed should be part of every well equipped service shop.



TUBE AND SET TESTER

Model 220 Tube Tester utilizes the very latest circuit which has been adopted as standard by the radio industry. Three "Good" and "Bad" dials have been incorporated; one for Cathodes, one for Diodes and one for Battery Type Tubes. Design features overcome the possibilities of early obsolescence.

CONDENSER TESTING—Two "Good" and "Bad" dials have been incorporated in the Model 220 for testing condensers. One of these dials indicates the condition of mica and paper condensers and the other is calibrated to show the true condition of electrolytics.

RESISTANCE RANGES—0-100 Ohms, 0-100,000 Ohms, and 0-100 Megohms.

VOLTAGE RANGES—Voltage ranges, three in number, include D.C. ranges of 0-8-300-1000 volts. 2500 ohms per volt.

Dealers' Net Price \$57.00

VOLT-OHM-MILLIAMMETERS

Positively the most useful and practical instrument ever offered for use in the shop or on the job. Model 201 utilizes 6 scales for resistance and covers a complete range from .1 ohm to 20 megohms. Also provides three current ranges, making available the basic range of 200 microamperes; and three voltage ranges to 1000 volts with resistance of 5000 ohms per volt.

Model 201 D.C. Type

0-20 Ohms	2,000-20,000 Ohms	0-200 Microamperes
20-200 Ohms	20,000-200,000 Ohms	0-10-150 Milliampers
200-2,000 Ohms	200,000 Ohms to 20 Megohms	0-8-300-1000 Volts (5000 Ohms per Volt)

Model 201—Dealers' Net Price \$29.50

A.C.-D.C. Volt-Ohm-Milliammeter Model 202

Design and general features identical with Model 201. Ranges:

0-8-130-1000 A.C. Volts	0-100 Ohms (Center Scale 5)
0-8-300-1000 D.C. Volts	0-50,000 Ohms (Center Scale 1400)
0-1-8-130 D.C. Milliampers	0-2 Megohms (Center Scale 21,000)

Model 202—Dealers' Net Price \$32.50

SIGNAL GENERATORS

FUNDAMENTAL FREQUENCY RANGE—94 Kilocycles to 26 Megacycles

This new modern signal generator is distinguished for its fine workmanship and permanently dependable performance with a high order of accuracy. Heavy aluminum castings are employed throughout to insure proper shielding and to make a low output level possible.

RANGE—Continuously variable from 91 kilocycles to 26 megacycles—ALL ON FUNDAMENTALS. Divided into 6 bands, 94-216, 215-550, 550-1500 kilocycles and 1.5-4.0, 4.0-10, 10-26 megacycles, selected by means of a 6 position rotary switch.

MODULATION—A separate tube is used to provide modulation of the carrier at 400 cycles. The separate modulating tube in the particular circuit used has resulted in exceptionally good wave form and low harmonic content as viewed on a cathode ray oscilloscope.

MODEL 210 A.C. LINE OPERATED—Dealers' Net Price \$49.00

MODEL 211 BATTERY TYPE—Dealers' Net Price \$39.50

222 TUBE TESTER

A new tube merchandiser for quickly and accurately testing all types of receiving tubes. Tube quality is indicated on a distinctive English reading colored scale which tells you and your customers whether tubes are "GOOD" or "BAD."

The Meter Dial is ILLUMINATED from behind by 6-V dial light, adding to the beauty of the tester and greatly increasing its merchandising value. Filament return switch connects proper filament voltage to correct socket terminals, regardless of location in the socket. Two spare sockets are provided for future use. A neon tube of proper sensitivity detects inter-electrode shorts or heater-cathode leakage. Tubes are tested for shorts while hot.

Model 222, Dealers' Net Price (both counter and portable types) \$39.50

215 AC-DC VOLT-OHM-MILLIAMMETER

5,000 OHMS PER VOLT

Ranges: D.C. at 5,000 ohms per volt, A.C. at 1,000 ohms per volt.

VOLTS 0-2.5-10-50-250-1000 A.C.-D.C.	OHMS 0-4,000 (30 at center)
MILLIAMPERES 0-10-100-500	0-400,000 (3,000 at center)
MICROAMPERES 0-250	0-4 Megs (30,000 at center)
DECIBELS (5 Ranges) -12 to +55	

Molded bakelite case is provided with leather handle. The rectangular meter case is also of molded bakelite. Handsome silver and black durable metal panel offers the rich contrast which is characteristic of Simpson test equipment. Supplied complete with a pair of test prods.

Dealers' Net Price \$23.50

MORE PROFIT PER SALE WHEN



PHONETABLE

● This exclusive, specially designed Zenith Phonetable, is the only device of its kind on the market. It is a perfect solution to the problem of successfully coupling a phonograph to any radio receiver, of any make, of any year, without making wiring changes in the receiver. Quickly installed by anyone in a few minutes time. It is shelf-type merchandise in the fullest sense.


Designed with a self-contained oscillator, the Zenith Phonetable offers the benefit of the full tonal range of radio reproduction without distortion. Plays either 10 or 12 inch records. Noiseless with lid closed. Has hinged needle cup, frequency adjusting screw, clamp for holding turntable arm securely in place, and self-starting electric turntable. "On" and "off" switch and latest needle tilt style of crystal pick-up.

Pickup feeds a modulated oscillator Tuned to 600 K.C. Frequency adjustable either way if broadcast interference

is present locally at 600 K.C. Connects directly to antenna and ground terminals of receiver. Does not radiate beyond receiver nor cause interference in other sets.

The Zenith Phonetable is styled in a beautiful grained birch cabinet, with selected plywood top and solid front, sides and base. Walnut hand rubbed and polished lacquer finish. Dimensions, height 6½ inches, depth 14 inches, width 14¾ inches.

Part Number S-5452 List Price \$39.95



ARMCHAIR RADIO CABLE FOR ARMCHAIR MODELS

Zenith Ribbon Cable, with moulded A.C. plug and A.C. outlet, is the latest and most modern way of making a neat and inconspicuous inside wiring installation. Made with a five wire woven cable in a neutral brown color, it lays perfectly flat on top or under rug. Especially designed for use with armchair models, but can be used with any style of console. Comes in three different lengths.


Carries AC power to receiver as well as ground and single or double antenna leads. Triple A.C. plug at receiver end of cord for lamp, phono turntable or other power requirements. Leads identified by both letter and coloring.

Packed in an attractive box.

Part Number 52-123	Length 7'	List Price \$3.45
Part Number 52-124	Length 10'	List Price 4.00
Part Number 52-125	Length 14'	List Price 4.75

YOU SELL THESE ACCESSORIES

PRIVACY PLUG-IN EXTENSION SPEAKER



The DX fan who enjoys the radio late at night or early in the morning can now use it without disturbing other members of the household, by use of a Zenith Privacy Plug-In. For those who are hard-of-hearing, the light weight headphones, with separate volume control permit a louder volume than that of the loud speaker, which can be used at the time if desired. One may listen with the "headphones", while the loud speaker is "off" or "on".

FEATURES OF THE ZENITH PRIVACY PLUG-IN

An adapter which permits the use of headphones on 1938, 1937 and 1936 Zenith receivers. Consists of a special coupling unit with a 10-foot extension cord and high quality lightweight headphones.

The only adapter which permits operation of headphones only, loud speaker only, or both speaker and headphones at the same time. Has independent volume control for headphone use. Special adapter plug permits quick, simple installation.

Part Number S-4500	For 1936, '37 or '38 sets using single output	List Price \$9.95
Part Number S-4502	For 1937, '38 sets using Push-Pull output	List Price 9.95
Part Number S-4503	12 Tubes, 1937 line	List Price 9.95
Part Number S-5401	15 Tubes, 1938 line	List Price 9.95



Every Zenith dealer should display and demonstrate this profitable item.

A portable type Extension Speaker, finished in the new attractive leatherette colors of white, brown, green and chinese red. Adopted for most 1938, 1937 and 1936 Zenith Radios.

Incorporates a large 8-inch permanent magnet dynamic speaker of the latest type. This speaker does not require current for field excitation and uses a two-conductor cable which can be shortened or lengthened as desired. An independent "on" or "off" switch permits operation or disconnection at will. A 20-foot extension cord is supplied.


This is a "plus profit" item for Zenith dealers and Radio Service Technicians. Sales can be made easily to those who wish an extension speaker for use in bedrooms, basements, gardens, porches, restaurants, barber shops, beauty shops and taverns, and other places not reached by the radio itself.

Part Number S-4531-L	List Price \$12.50
All 1937 or 1938 Zenith Models except 12-tube 1937)	

Part Number S-4532-L	List Price \$12.50
(12-tube model 1937 line)	

Specify color when ordering.

DOUBLET ANTENNA



Newly designed and engineered for 1938 Zenith Radio receivers incorporating a special built-in antenna circuit.

Don't handicap a good radio with an ordinary antenna. The Zenith Long Distance Doublet Antenna, scientifically designed to reduce noise, interference, eliminate dead spots, assures greater distance and finer reception.

Increases signal strength of short wave (foreign reception) stations 10 to 30 times, giving reception of many stations not heard with an ordinary antenna.

Completely assembled at the factory for simple and easy installation. Includes all necessary parts for complete installation; all components made of highest quality materials.

Part Number S-5000	List Price \$5.00
--------------------	-------------------

WAVE TRAP



At last, a perfect wave trap for elimination of code and other interfering signals at I. F. frequencies.

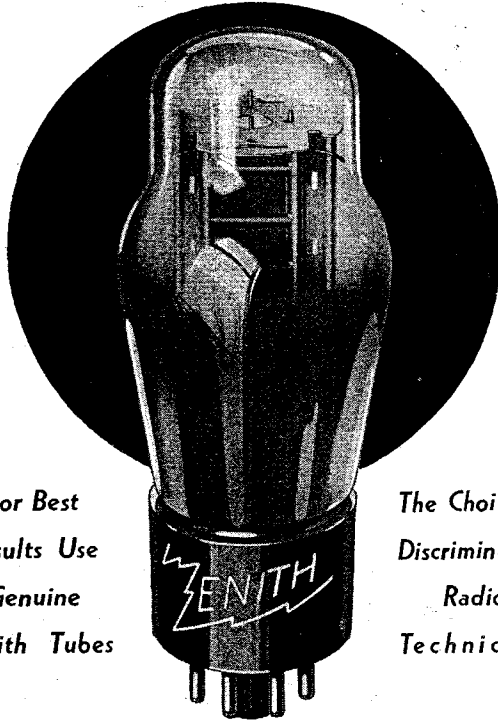
This trap also covers the standard broadcast range, and is highly effective in eliminating image frequency response. A dual purpose, iron core trap, at an attractive price.

A Zenith Wave Trap is easy to install, simple to operate. It quickly eliminates howls, squeals, birdies, whistles, interference, broadtuning, cross talk and code signals.

Part No. 20-162	List Price \$2.25
-----------------	-------------------

ZENITH LONG-DISTANCE RADIO TUBES

*Especially designed for
Short Wave Reception*



For Best
Results Use
Genuine
Zenith Tubes

The Choice of
Discriminating
Radio
Technicians

ZENITH METAL TUBES

Type	Volts	Price	Type	Volts	Price
5-W-4	5.0	\$1.00	6-L-6	6.3	\$2.25
5-Z-4	5.0	2.00	6-L-7	6.3	1.75
6-A-8	6.3	1.50	6-N-7	6.3	1.75
6-B-8	6.3	1.75	6-Q-7	6.3	1.35
6-C-5	6.3	1.25	6-R-7	6.3	1.35
6-F-5	6.3	1.25	6-X-5	6.3	1.50
6-F-6	6.3	1.35	25-A-6	25.0	1.50
6-H-6	6.3	1.25	25-L-6	25.0	2.25
6-J-7	6.3	1.50	25-Z-6	25.0	1.50
6-K-7	6.3	1.35			

ZENITH MAJESTIC AND SPARTON TYPES

Type	Volts	Price	Type	Volts	Price
24-S	2.5	\$1.50	2-B-7-S	2.5	\$2.30
27-S	2.5	1.10	6-A-7-S	6.3	2.30
35/51-S	2.5	1.50	6-B-7-S	6.3	2.30
55-S	2.5	1.75	6-C-7	6.3	2.00
56-S	2.5	1.35	6-D-7	6.3	2.00
56-AS	6.3	1.35	6-E-7	6.3	2.00
57-S	2.5	1.75	6-F-7-S	6.3	2.00
57-AS	6.3	1.75	6-Y-5	6.3	2.00
58-S	2.5	1.75	6-Z-5/12Z5	12.6-6.3	2.00
58-AS	6.3	1.75	482B	5.0	2.00
75-S	6.3	1.75	483	5.0	2.00
85-AS	6.3	1.75	485	3.0	2.00
2-A-7-S	2.5	2.30			

ZENITH GLASS TYPE TUBES

Type	Volts	Price	Type	Volts	Price
0-1-A	5.0	\$0.75	80	5.0	\$0.70
1-V	6.3	1.10	81	7.5	2.25
10	7.5	2.75	82	2.5	1.50
12-A	5.0	.90	83	5.0	1.60
15	2.0	2.25	83-V	5.0	2.25
19	2.0	1.25	84/6Z4	6.3	1.60
22	3.3	1.75	85	6.3	1.20
24-A	2.5	1.00	89	6.3	1.50
26	1.5	.70	99-V	3.0	1.50
27	2.5	.80	99-X	3.0	1.50
30	2.0	1.00	1-A-4	2.0	1.75
31	2.0	.90	1-A-6	2.0	1.75
32	2.0	1.75	1-B-4	2.0	2.25
33	2.0	1.35	1-B-5/25-S	2.0	1.25
34	2.0	1.75	1-C-6	2.0	1.75
35/51	2.5	1.10	1-F-4	2.0	1.50
36	6.3	1.10	1-F-6	2.0	2.25
37	6.3	.90	2-A-3	2.5	2.50
38	6.3	1.25	2-A-5	2.5	1.20
39/44	6.3	1.25	2-A-6	2.5	1.20
41	6.3	1.10	2-A-7	2.5	1.50
42	6.3	1.20	2-B-7	2.5	1.60
43	25.0	1.40	5-Z-3	5.0	1.10
45	2.5	.90	6-A-3	6.3	2.00
46	2.5	1.50	6-A-4/LA	6.3	1.50
47	2.5	1.50	6-A-6	6.3	1.60
48	30.0	3.50	6-A-7	6.3	1.40
49	2.0	1.25	6-B-5	6.3	2.25
50	7.5	2.50	6-B-7	6.3	1.50
53	2.5	1.75	6-C-6	6.3	1.20
55	2.5	1.50	6-D-6	6.3	1.20
56	2.5	.80	6-E-5	6.3	1.50
57	2.5	1.25	6-F-7	6.3	1.75
58	2.5	1.25	6-G-5	6.3	1.50
59	2.5	2.00	6-T-5	6.3	1.50
71-A	5.0	.90	6-Z-4/84	6.3	1.60
75	6.3	1.10	12-A-5	12.6	2.25
76	6.3	.80	12-A-7	12.6	2.25
77	6.3	1.35	12-Z-3	12.6	1.35
78	6.3	1.20	12-Z-5/6Z5	12.6-6.3	2.00
79	6.3	1.50	25-Z-5	25.0	1.25

ZENITH METAGLAS OR "G" TYPE TUBES


Type	Volts	Price	Type	Volts	Price
1-C-7-G	2.0	\$2.25	6-J-5-G	6.3	\$1.35
1-D-5-G	2.0	2.25	6-J-7-G	6.3	1.50
1-D-7-G	2.0	1.75	6-K-5-G	6.3	1.35
1-E-5-G	2.0	2.25	6-K-6-G	6.3	1.35
1-E-7-G	2.0	2.75	6-K-7-G	6.3	1.35
1-F-5-G	2.0	2.25	6-L-5-G	6.3	2.25
1-F-7-G	2.0	2.25	6-L-6-G	6.3	2.50
1-H-4-G	2.0	1.00	6-L-7-G	6.3	1.75
1-H-6-G	2.0	1.75	6-N-6-G	6.3	2.25
1-J-6-G	2.0	1.35	6-N-7-G	6.3	1.75
5-V-4-G	5.0	2.35	6-P-7-G	6.3	2.25
5-X-4-G	5.0	1.50	6-Q-7-G	6.3	1.35
5-Y-3-G	5.0	1.00	6-R-7-G	6.3	1.35
5-Y-4-G	5.0	1.00	6-S-7-G	6.3	2.25
6-A-8-G	6.3	1.50	6-T-7-G	6.3	2.25
6-B-4-G	6.3	2.00	6-V-6-G	6.3	1.75
6-B-6-G	6.3	1.35	6-X-5-G	6.3	1.60
6-C-5-G	6.3	1.25	6-Z-Y-5-G	6.3	1.75
6-D-8-G	6.3	2.25	25-A-6-G	25.0	1.50
6-F-5-G	6.3	1.25	25-B-6-G	25.0	1.75
6-F-6-G	6.3	1.35	26-L-6-G	25.0	2.25
6-H-6-G	6.3	1.25	25-Z-6-G	25.0	1.50

The Final Flash at the SALES • SPOT



COUNTER TUBE MERCHANDISER

Made of metal with sharp contrasting colors of orange and black. Has self-locking compartment in back for twenty-five Zenith tubes. Size, height 18", width 12", depth 5". For cost see your nearest Zenith distributor.



• Use these Store Aids to sell prospects in your store. These colorful reminders—flash suggestions . . . persuasive Store Aids will translate favorable impressions into SALES.




FLOOR TUBE MERCHANDISER

A beautiful and modern radio tube cabinet for floor display. Made of prest-wood and metal. Colors, white and black. Has locking compartment in back for five hundred radio tubes. Its wide utility display top can be used for displaying merchandise or a radio tube checker. Size, height 39 1/4", width 28 1/2", depth 14 1/2". For cost, see your nearest Zenith distributor.



WINDOW DISPLAY POSTERS

Attractive and colorful window displays. See your nearest Zenith distributor for details as to how these can be obtained.

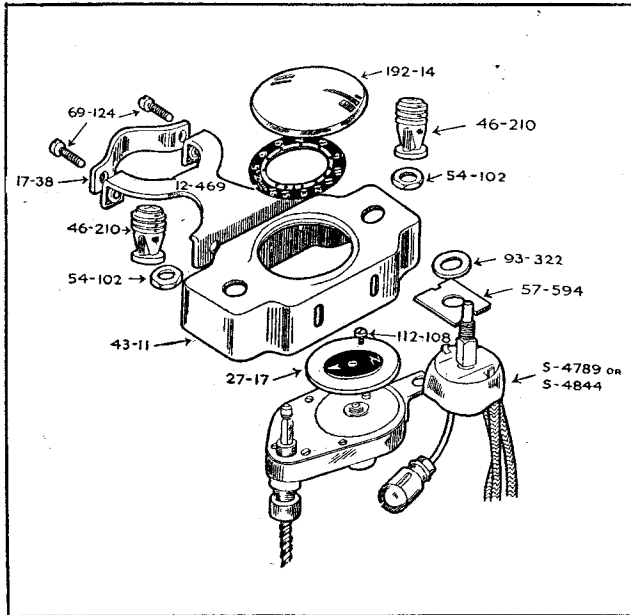


NEON ZENITH TUBE SIGN

A genuine neon sign with choice of several imprints in top panel, as follows: "Parts Department," "Tubes Tested Free," "We Repair All Radio Sets," "Service Department." Makes a very attractive display. Visible day or night. For cost, see your nearest Zenith distributor.

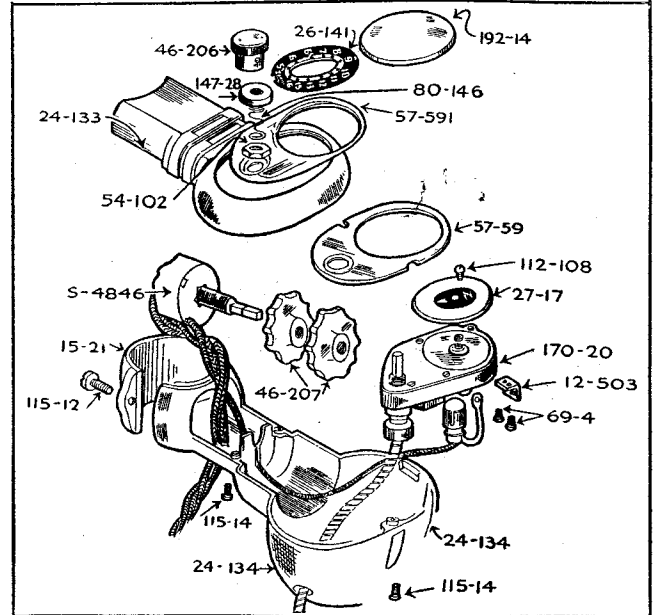
DATA PAGE ON ZENITH STEERING COLUMN CONTROL HEADS

R-188



Parts assembly of standard steering control in order of rotation. May be mounted either on steering column or below instrument panel. Used on all 1936 and 37 Zenith Auto receivers.

Z-188




Drawing shows parts assembly of De Luxe control with operations identified in rotation. A beautiful convenient tuning arrangement for cars not provided with dash radio cut-out. For use with 1938 Zenith receivers equipped with tone control.

Part No.	Description	List Price
12-459	Control Mechanism Retaining Bracket	\$0.05
12-469	Control Housing Mounting Bracket	.05
17-38	Control Housing Retaining Clamp	.05
26-140	Dial Scale (5M-191)	.15
26-141	Dial Scale (6M192)	.15
27-17	Dial Pointer Disc	.15
43-11	Control Mechanism Housing	.50
46-160	Tuning and Volume Control Knobs	.25
52-99	Pilot Light Cable and Socket	.20
54-102	3/8-32 x 3/32" x 1/2" Hex. Nut	.01
57-594	Spacer Plate	.05
69-124	8-32 x 1/8" R.H.M.S.	.01
93-312	Shim Washers	.004
93-322	1/16" x 13/32" x 13/16" Steel Washer	.01
112-108	3/48 x 1/32" B. H. M. S. Black Nickel Finish	.01
192-14	Unbreakable Dial Glass	.20
S-4789	Complete Vol. Control & Cable Assem. (5M191)	2.75
S-4844	Complete Vol. Control & Cable Assem. (6M192)	3.50

Part No.	Description	List Price
12-503	Mechanism Retaining Bracket	\$0.05
15-21	Steering Column Mounting Cap	.30
24-133	Steering Column Mounting Cover (Upper Half)	1.50
24-134	Steering Column Mounting Cover (Lower Half)	2.00
26-141	Dial Scale	.15
27-17	Dial Pointer Disc	.15
46-206	Tuning Control Knob	.25
46-207	Volume and Tone Control Knobs	.25
57-591	Bezel Plate	.45
57-592	Mounting Plate	.30
69-4	6/32 x 3/16" R.H.M.S.	.01
73-25	10/32 x 5/16" Headless Set Screw	.01
112-108	Dial Pointer Mounting Screw—3/48 x 1/32"	.01
115-12	10/32 x 1/2" F.H.M.S.	.01
115-14	4/36 x 3/8" F.H.M.S.	.01
147-37	Pointer Screw Spacer	.01
192-14	Unbreakable Dial Glass	.20
S-4846	Complete Volume and Tone Control and Cable Assembly	4.00

ZENITH AUTOMOBILE SPEAKERS



PART NO. LIST PRICE
O-177.....\$8.00

For mounting behind speaker grille on instrument panel of 1937 Oldsmobile. Furnished with cord for use with 1937 Model Zenith.

PART NO. LIST PRICE
O-177Z.....\$8.00

Same as above except with cable for 1936 Zeniths.

PART NO. LIST PRICE
B-177.....\$8.00

For mounting behind speaker grille on instrument panel of 1937 Buick. Furnished with cable for 1937 Zenith.

PART NO. LIST PRICE
B-177Z.....\$8.00

Same as above except with cable for 1936 Zenith.

PART NO. LIST PRICE
F-77X.....\$5.00

For mounting on headboard of 1936 Ford. Furnished with cable for use with 1937 Zenith Sets.

PART NO. LIST PRICE
F-77.....\$5.00


Same as above except with cable for use with 1936 Zenith.

PART NO. LIST PRICE
F-177.....\$5.00

For mounting on headboard of 1937 Ford. Furnished with cable for use with 1937 Zenith Sets.

PART NO. LIST PRICE
F-177Z.....\$5.00

Same as above except with cable for use with 1936 Zeniths.



PART NO. LIST PRICE
NS-77X.....\$6.00

For mounting on headboard of 1936 and 1937 Nash and Studebaker cars, 1937 Packard 6 and 120 headboard and 1937 Plymouth and Dodge behind Front Seat. Furnished with cable for use with 1937 Zenith Sets.

PART NO. LIST PRICE
NS-77.....\$6.00

Same as above except with cable for use with 1936 Zeniths.

PART NO. LIST PRICE
GM-77X.....\$6.00

For mounting on ceiling of all 1936 General Motors cars except Cadillac. May also be used for 1937 Chevrolet. Furnished with cable for use with 1937 Zenith.

PART NO. LIST PRICE
GM-77.....\$6.00

Same as above except with cable for 1936 Zenith.

PART NO. LIST PRICE
BH-177S.....\$7.50

6" Firewall Speaker mounts on bulkhead next to set. Furnished with cord for use with 1937 Zeniths.

PART NO. LIST PRICE
BH-77S.....\$7.50


Same as above except with cord for 1936 Zenith.

PART NO. LIST PRICE
BH-177.....\$10.00

8" Firewall Speaker. Mounts on bulkhead next to set. Furnished with cable for use with 1937 Zeniths.

PART NO. LIST PRICE
BH-77.....\$10.00

Same as above except with cord for 1936 Zeniths.



PART NO. LIST PRICE
PD-77X.....\$7.50

For mounting on headboard of 1936 Plymouth and Dodge and 1935 Ford. Furnished with cable for 1937 Zenith.

PART NO. LIST PRICE
PD-77.....\$7.50


Same as above except with cable for 1936 Zenith.

PART NO. LIST PRICE
L-177.....\$9.00

For mounting in special speaker compartment of 1937 Lincoln Zephyr. To be used with 1937 Zenith Sets only in conjunction with special Zenith Dash Instrument panel kit No. S-5106.

Price \$6.00 List

DUAL SPEAKER COMBINATIONS

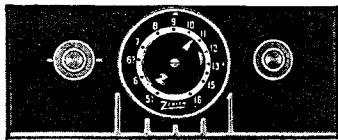


Through the use of plugs, you can now have installed dual speakers, easily and quickly—Plugs on the cable of each separate speaker can be easily connected. No more soldering or splicing of cables (Illustration shows simplicity of installation).


ZENITH COMPLETE NEW LINE OF CUSTOM

On this page are shown the 1937 Panel Plates to make custom installations in each make of automobile.

These beautiful matched installations are made with a single standard and interchangeable control which also fits the entire line of plates for 1936-1935 and 1934 models, as well as the ones shown on this page. The big black dial with bold and clear nomenclature is easily read, and represents a distinct contribution toward safe driving.




B 188




B 188 A




CA 188




CH 188 A




CH 188 B CH 188 R




DE 188




F 188 FS 188




C 188




G 188




H 188




L 188




LA 188




N 188




OL 188



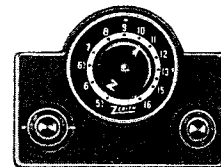
PC 188




PC 188 D



PC 188 S




PL 188




PL 188 S




PO 188



SD 188




SD 188 C



SP 188




SD 188




T 188


BUILT RADIO INSTRUMENT PANEL PLATES



A88



B88



PO88

CA87

CA88




C88

PO88D



CH88




CH87




CH88A



CH88B



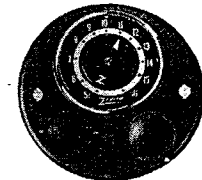
DE88F




DE87D




DE88S




FS88




D087




D086




F86



G87



H88



H87



PC88




PC87



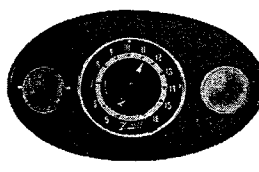
OL87




OL88




SP88



T88




PL87




PL87W




PO88DL




RE88




SD88




PC88S




LA88




N88




PL88S




PL88



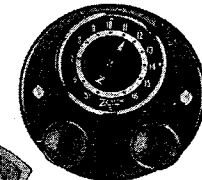
F88L




FS88L




F87



F88



F87D



DO88

MAKE OF CAR	PART NO. OF PLATE			
	1937	1936	1935	1934
Auburn.....		A88	A88	A88
Buick.....	B188	B88		
Buick, 40-60 Series.....	B188A			
Buick, 80-90 Series.....	CA188	CA88	CA87	
Cadillac-LaSalle.....	C188	C88	C88	
Chevrolet.....		CH88	CH87	CH87
Chrysler 6 Series.....		CH88A	CH87	CH87
Chrysler 8 Series.....				
Chrysler Airflow and Airflow Imperial.....	CH188R	CH88B	PL88S	PL88S
Chrysler Royal.....	CH188B			
Chrysler Imperial.....	CH188A			
Chrysler Airflow.....	CH188A			
De Soto DeLuxe.....	DE188	DE88S	DE87D	CH87
De Soto Airstream—Custom Airflow.....				
Dodge.....	DO188	DE88F	DE87D	CH87
Ford Standard.....	FS188	DO88	DO87	DO86
Ford DeLuxe.....	F188	FS88	F87	
Graham.....		FS88L	F87D	F86
Graham Crusader.....	G188	F88L	G87	
Graham Supercharger.....	G188S			
Hudson.....		H88	H87	H86
Hudson-Terraplane 71-72 (Center Mounting).....	H188C			
Hudson-Terraplane 71-72 (Side Mounting).....	H188			
Hupmobile (All Models).....		CH87	CH87	CH87
Lincoln Zephyr (Black).....	L188			
Lincoln Zephyr (Chromalac).....	L188C			
LaFayette.....		LA88	LA88	
Nash-LaFayette 400.....	LA188			
Nash 400 and Ambassador.....		N88	N88	
Nash Ambassador.....	N188			
Oldsmobile.....	OL188	OL88	OL87	PC87
Packard 120.....		PC88		
Packard 120B.....				
Packard 120C.....	PC188			
Packard 8, Super 8-12.....	PC188D	PC88S	PC88S	
Packard 6 Series.....	PC188S			
Plymouth Standard.....	PL188S	PL88S	PL88S	DO86
Plymouth DeLuxe.....	PL188	PL88	PL87	
Pontiac Standard.....		C88	PL87W	
Pontiac DeLuxe.....	PO188	PO88D	C88	
Reo Flying Cloud.....		PO88 DL		
Studebaker Dictator.....	SD188	RE88		
Studebaker President.....	SP188	SD88	PL88S	PL88S
Studebaker Comm. "Dictator, Bus, Coupe".....	SD188C	SP88	PL88S	PL88S
Terraplane.....		T88	H87	H86
Terraplane 70 (Ctr. Mtg.).....	T188C			
Terraplane 70 (Side Mtg.).....	T188			
Willis.....	W188			

AUTO RADIO SERVICE NEEDS

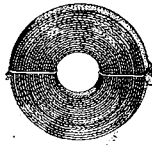
UNIVERSAL BOND ASSEM.



A 9 inch flexible bond, made of 1/2 inch tinned copper braid already grommeted for quick installation.

PART NO. LIST PRICE
S-4901.....\$0.12

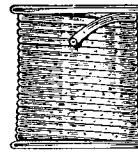
BRAIDED COPPER CABLE



1/2 inch tinned copper braid. Excellent for banding mufflers, running boards, motors. For motor noise suppression.

PART NO. LIST PRICE
191-409.....Per ft. \$0.05

ACID-CORE SOLDER



Purest composition of tin and lead with properly prepared acid flux core. A necessity for soldering bonds to metal chassis, bulkheads, etc.

PART NO. LIST PRICE
120-2.....\$1.25

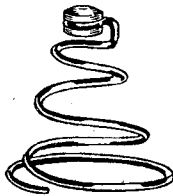
ANTENNA LEAD EXTENSION CABLE



3 inch shielded antenna extension cable with Delco-Remy connectors at both ends.

PART NO. LIST PRICE
52-111.....\$0.75

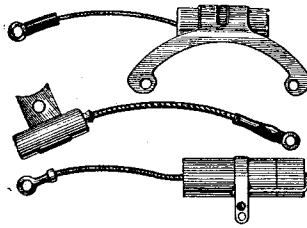
FRONT WHEEL STATIC COLLECTOR



Installs under front hub cap. A positive means of eliminating tire static.

PART NO. LIST PRICE
S-4948.....\$0.15

CONDENSERS



Heat treated, metal clad, bypass units for generators, coils, ammeters and all low tension suppression.

A COMPLETE LINE OF AUTO RADIO CONDENSERS WILL BE FOUND IN THE CONDENSER SECTION ON PAGE 5

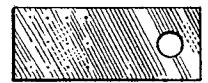
POINTER SCREW SPACERS



For use in properly spacing control head indicator disc to calibration ring.

PART NO.	SIZE	LIST PRICE
147-37	1/8"	\$0.01
147-45	1/16"	.01
147-46	3/16"	.01
147-47	1/4"	.01
147-48	5/16"	.01
147-49	3/8"	.01
147-50	1/2"	.01
147-51	1/2"	.01

MOTOR HOOD BOND SPRINGS



Saw-tooth copper stripped bond for eliminating motor noise radiation thru hood of car.

PART NO. LIST PRICE
80-145.....\$0.03

AUTO RADIO CONNECTORS



PART NO.	DESCRIP.	LIST PRICE
58-28	Fuse Holder	\$0.01
58-21	Male Connector	.01
58-26	Insulator	.01
58-22	Spring	.005
58-24	Contact	.01
58-25	Washer	.01

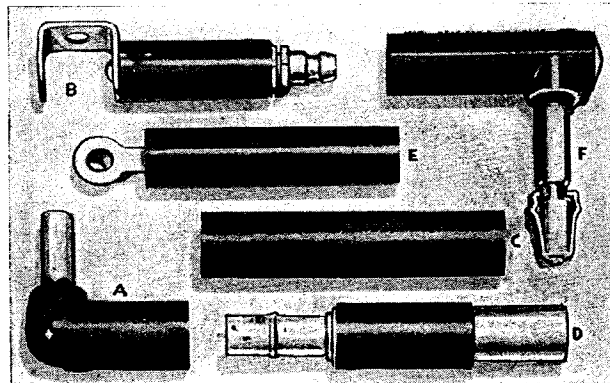
DUMMY ANT. ASSEMBLY



Shielded dummy antenna of 200 MMFD. capacity. Invaluable for checking chassis pick-up. Delco-Remy connector.

PART NO. LIST PRICE
S-4932.....\$0.25

SUPPRESSORS



Straight, screw and elbow types for all spark plug and distributor requirements.

PART NO.	TYPE	FOR	RESISTANCE OHMS	LIST PRICE
63-269	A	Distributor	25,000	\$0.30
63-336	D	Dist., Spring Type	15,000	.30
63-335	C	Dist., Screw Type	15,000	.30
S-4426	F	Dist., with Connector	25,000	.30
63-268	B	Spark Plug	25,000	.30
63-334	B	Spark Plug	15,000	.30
63-429	B	Spark Plug	25,000	.30
63-339	E	Spark Plug (Ford)	10,000	.30

AUTO RADIO FUSES



Standard 1 1/4 inch x 1/4 inch cartridge type for protection of receiver.

PART NO.	AMPS.	LIST PRICE
136-5	10	\$0.05
136-6	15	.05
136-9	20	.05

POINTER SCREW SHIM WASHERS



Use where pointer screw spacers require slight variation in fastening indicator disc.

PART NO. LIST PRICE
93-312.....\$0.004


PARKER-KALON SELF-TAPPING SCREWS



PART NO. LIST PRICE
112-138.....\$0.015

AUTO RADIO SERVICE NEEDS

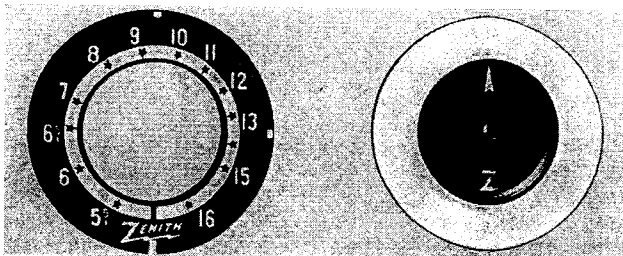
CONTROL HEADS



Zenith standard and safety skeleton control units. For all 1936 and 1937 receivers.

PART NO.	GEAR RATIO	USED ON ZENITH MODEL	PRICE
170-18	12-1	6M90-6M91-6M92 7M91-5M191	\$2.75
170-19	16-1	6M192 6M193-6M194-6M195	2.75
170-20	16-1	(Has On-Off Switch for Pilot Light on Tuning Shaft)	3.75


DIAL SCALES & POINTERS



Indicator disc and calibration ring of unbreakable material. For all 1936 and 1937 receivers.

PART NO.	DESCRIPTION	USED ON CONT. HEAD	ZENITH MODEL	PRICE
26-114	Scale	170-18	6M90, etc.	\$0.20
27-12	Pointer	170-18	"	.15
26-140	Scale	170-18	5M191	.15
27-12	Pointer	170-18	"	.15
26-141	Scale	170-19	6M192	.15
27-17	Pointer	170-19	"	.15
26-141	Scale	170-20	6M193-4, etc.	.15
27-17	Pointer	170-20	"	.15


CONTROL SHAFTS



Flexible control shafts of finest armored steel. Swaged caps and connectors.

PART NO.	LENGTH	USED WITH CONTROL HEAD NO.	TYPE	LIST PRICE
76-208	18"	170-18	Tuning	\$1.00
76-209	24"	170-18	Tuning	1.25
76-223	24"	170-20	Tuning	1.25
76-224	30"	170-20	Tuning	1.50
76-225	36"	170-20	Tuning	1.75
76-214	30"	170-18	Tuning	1.50
76-218	36"	170-18	Tuning	1.75
76-206	18"	170-18	Volume	1.00
76-207	24"	170-18	Volume	1.25
76-213	30"	170-18	Volume	1.50
76-217	36"	170-18	Volume	1.75

PILOT LIGHT CABLES



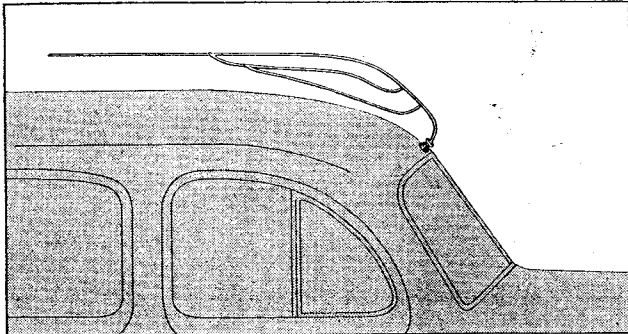
Replacement pilot light connectors and shielded extensions. Types shown for 1936 and 1937 models.

PART NO.	LENGTH	LIST PRICE	USES BULB NO.	TYPE	USED ON ZENITH
52-82	21"	\$0.75	100-32	A	6M90 etc.
52-81	22"	.45	100-32	B	6M92
52-100	8"	.40	100-32	D	6M193 etc.
52-99	3"	.20	100-32	C	5M191

ZENITH AUTOMOBILE ANTENNAS

Increase Distance—Reduce Noise

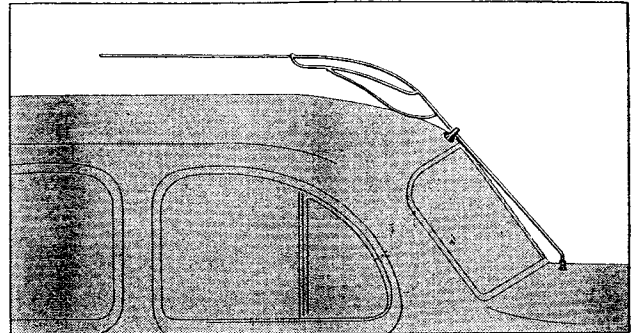
ZENITH TOP MOUNTING "AIRWING" ANTENNA



One of the most popular types of antennas, installed just above the windshield as indicated, lends a smart modern touch to any automobile. Its position affords greater pickup and minimizes ignition noises, wheel static and changing ground conditions.

Part No. S-4821 List Price \$3.25

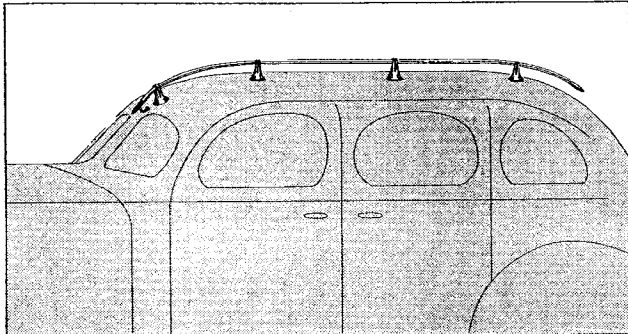
ZENITH COWL MOUNTING "AIRWING" ANTENNA



Similar in appearance to the top mounting type except with center rod for cars with split windshields that do not open. Harmonizes perfectly with the modern streamline automobiles.

Part No. S-4905 List Price \$3.25

ZENITH "OVER-THE-TOP" ANTENNA

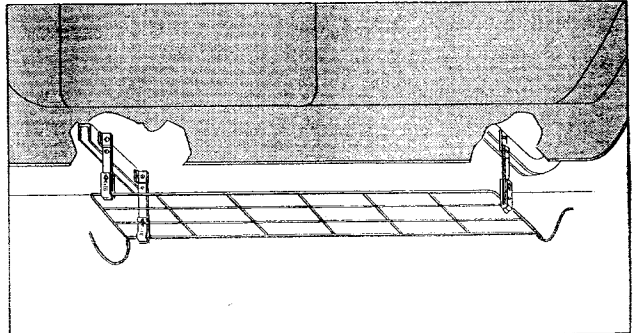


Improved type of Auto Radio Antenna for cars with all steel tops. Anchored to top of car with rubber suction cups. No drilling necessary.

Part No. S-4802—For Sedan List Price \$4.50

Part No. S-4803—For Coupe List Price 4.25

ZENITH RUNNING BOARD ANTENNA

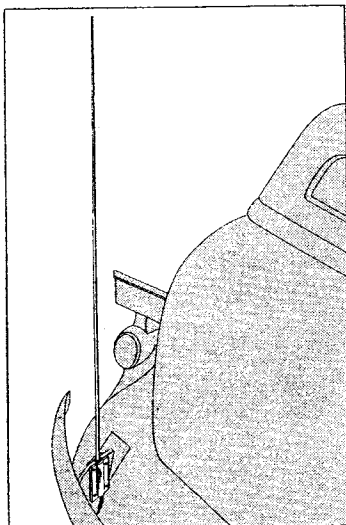


The most improved and highest quality running board antenna available at any price. Exclusive Zenith design. Constructed of steel rods electrically welded with a protective rubber plating which effectively prevents rust and rattles.

Part No. S-4800—Unit No. 1 List Price \$3.75

Part No. S-4801—Unit No. 2 List Price 3.50

*For single installation use S-4800 for dual one each S-4800 and S-4801.



Zenith "Bumper Pole" Antenna

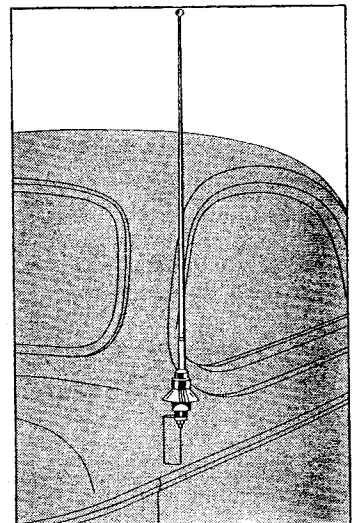
Quickly and easily mounted on bumper support. Three feet high. For cars with steel tops—can be extended to 9 feet for extreme pickup on distant stations.

Part No. List Price
S-4822 \$3.00


Zenith Hinge Pole Antenna

A smart chromium plated antenna of the popular buggy-whip type. Simply installed on the hinge pin of any automobile. No drilling necessary. Makes a very neat installation.

Part No. List Price
S-4923 \$3.50



PACKAGE MERCHANDISE



ZENITH PILOT LAMP KITS

Popular Types Only

Zenith Pilot Lamps Are Made in America and are of the Highest Quality Obtainable


Kit No. 5606 (40 Lamps—Assorted) List Price \$3.90

10—#100-18—2.5 volt (screw base)	\$0.09 ea.	\$0.90
10—#100-32—6.8 volt (screw base)	\$0.09 ea.	.90
10—#100-30—6.3 volt (small bay. base)	\$0.12 ea.	1.20
10—#100-29—6.8 volt (small bay. base)	\$0.09 ea.	.90

ZENITH PILOT LAMPS

Popular Types
Packed 40 In A Box

Kit No.	Quantity	Part No.	Description	Price Ea.	List Price
S-5607	40	100-18	2.5 volt (screw base)	\$0.09	\$3.60
S-5608	40	100-23	6.3 volt (screw base)	.09	3.60
S-5609	40	100-32	6-8 volt (screw base)	.09	3.60
S-5610	40	100-36	6.3 volt (screw base, rd. bulb)	.09	3.60
S-5611	40	100-50	2.0 volt (screw base, rd. bulb)	.22	8.80
S-5612	40	100-51	2.5 volt (screw base, rd. bulb)	.12	4.80




GENUINE ZENITH REPLACEMENT VIBRATORS

Kit No. S-5631 List Price \$17.00

(For Zenith Farm and Battery Receivers)

These are the same vibrators as used originally in Zenith Receivers—designed and engineered for the Zenith Models listed.

Part No. 190-5	Part No. 190-6	Part No. 190-8	Part No. 190-10	Part No. 190-11
Models—4V31 4V59 6V27 6V62	Models—4B131 4B132 4B106 4B231 6B107 6B129 6B164	Models—4F133 5F134 5F166	Models—5X230 5X248 5X274	Models—5J217 5J247 5J255 6J230 6J257 7J232 7J269
Price—\$3.50 ea.	Price—\$3.50 ea.	Price—\$3.50 ea.	Price—\$3.50 ea.	Price—\$3.00 ea.




GENUINE ZENITH REPLACEMENT VIBRATORS

Kit No. S-5630 List Price \$18.00

(For Zenith Automobile Receivers)

These are the same vibrators as used originally in Zenith Receivers—designed and engineered for the Zenith Models listed.

Part No. 190-4	Part No. 190-3	Part No. 190-2	Part No. 190-7	Part No. 190-9
Models—462 664 666 668 5M90 Hudson Zenith	Models—7 Jr. Hudson Zenith	Models—462	Models—6M90 6M91 6M92 7M91	Models—5M191 6M192 6M194 8M195
Price—\$3.50 ea.	Price—\$4.50 ea.	Price—\$4.00 ea.	Price—\$3.00 ea.	Price—\$3.00 ea.



ZENITH BY-PASS CONDENSER KITS

200 VOLT PACKAGE KIT

Kit No.	Quantity	Cap.	Part No.	List Ea.	List Kit
S-5614	25	.02	22-327	\$0.12	\$3.00
S-5615	25	.05	22-314	.12	3.00
S-5616	25	.1	22-275	.15	3.75
S-5617	25	.25	22-540	.20	5.00
S-5618	25	.5	22-565	.30	7.50

400 VOLT PACKAGE KIT

Kit No.	Quantity	Cap.	Part No.	List Ea.	List Kit
S-5619	25	.02	22-213	\$0.15	\$3.75
S-5620	25	.05	22-487	.15	3.75
S-5621	25	.1	22-311	.20	5.00
S-5622	25	.25	22-534	.25	6.25
S-5623	25	.5	22-433	.35	8.75

600 VOLT PACKAGE KIT

Kit No.	Quantity	Cap.	Part No.	List Ea.	List Kit
S-5624	25	.02	22-435	\$0.18	\$4.50
S-5625	25	.05	22-523	.18	4.50
S-5626	25	.1	22-494	.23	5.75
S-5627	25	.25	22-623	.25	6.25
S-5628	25	.5	22-624	.40	10.00

SPECIAL ASSORTMENT KIT

Kit No. 5613 List Price \$3.05

4—.02 mfd. 400 volt Cond.	Price Ea. \$0.15	\$0.60
4—.05 mfd. 400 volt Cond.	Price Ea. .15	.60
5—.1 mfd. 400 volt Cond.	Price Ea. .20	1.00
2—.25 mfd. 400 volt Cond.	Price Ea. .25	.50
1—.5 mfd. 400 volt Cond.	Price Ea. .35	.35

Kit No. S-629 List Price \$3.59

4—.02 mfd. 600 volt Cond.	Price Ea. \$0.18	\$0.72
4—.05 mfd. 600 volt Cond.	Price Ea. .18	.72
5—.1 mfd. 600 volt Cond.	Price Ea. .23	1.15
2—.25 mfd. 600 volt Cond.	Price Ea. .30	.60
1—.5 mfd. 600 volt Cond.	Price Ea. .40	.40

BUY BY THE BOX—YOU SAVE 10% FROM LIST PRICES SHOWN ON THIS PAGE

PACKAGE MERCHANDISE-ACCESSORIES

AUTO RADIO INSTALLATION KIT




Here is a kit every Auto Service Shop should have. Nothing like it on the market. Contains all parts necessary to completely eliminate ignition interference in all makes of cars. Complete instructions covering application is furnished with each kit. Parts packed in a strong durable box which will stand up under constant handling. Replacement parts can be purchased separately.

Part Number S-4940

Dealers Net Price \$8.25


SERVICE MANUAL



A valuable book for your service library. Detailed technical data on all Zenith receivers produced since 1928. Over 450 pages of information not found in any other service publication. Sold for less than actual cost. (FOR PRICE SEE YOUR ZENITH DISTRIBUTOR.)

Page 36

ZENITH REFINISHING KIT




This very complete Refinishing Kit, containing twenty different items for retouching and refinishing radio cabinets, is a kit every Service Shop should have. Quantities of each item are sufficient to last a long time and replacements can be ordered individually. Packed in a strong leatherette wooden case, with carrying handle.

Part Number S-5605

Dealers Net Price \$11.95

B. L. RECTIFIER



Built to our specifications for demonstration of 32-volt Farm Receivers on 110-volt A.C. Line. Supplies 32-volts of pure D.C. at 3-amperes continuous duty. Will operate receivers up to 100 watts power consumption.

Part Number S-5633



Dealers Net Price \$24.95

ZENITH SCRATCH STIK

A handy tool every Radio Service Technician should carry in his kit at all times. Ideal for removing minor blemishes on all furniture finishes. One end of Stik smooths the surface, while the other end is used for polishing. Easy to use.

Part Number S-5632

Price \$0.75



ZENITH MAJOR REPLACEMENT PARTS FOR HOME RADIOS

List Price on Pages 45 - 46

MODEL NO.	Chassis No.	Volume Control	Tone Control	Sens. Control	Elec. Cond.	Ant. Coil	R. F. Coil	Osc. Coil	I. F. Transformer	Dial or Scale	Band Switch	Power Transformer	Audio Transformer	Filter Choke	Cone Assembly	Output Transformer	Field Coil	Pilot Lamp	Tuning Meter	Speaker
210	2022	63-209	63-200		22-156 22-157	S2127	S2125	S2126	S1186 S2136	26-34		95-127 95-172*			208-44	206-44	207-44	100-18		49-44
211	2022	63-209	63-200		22-156 22-157	S2127	S2125	S2126	S1186 S2136	26-34		95-127 95-172*			208-44	206-44	207-44	100-18		49-44
215	2044	63-235	63-232		22-173	20-30	20-32	20-31	S2118 S2611	26-38		95-153 95-173*			208-55	206-55	207-55	100-18		49-55
216	2044	63-235	63-232		22-173	20-30	20-32	20-31	S2118 S2611	26-38		95-153 95-173*			208-55	206-55	207-55	100-18		49-55
217	2044	63-235	63-232		22-173	20-30	20-32	20-31	S2118 S2611	26-38		95-153 95-173*			208-55	206-55	207-55	100-18		49-55
220	2022	63-209	63-200		22-156 22-157	S2127	S2125	S2126	S1186 S2136	26-34		95-127 95-172*			208-44	206-44	207-44	100-18		49-44
221	2022	63-209	63-200		22-156 22-157	S2127	S2125	S2126	S1186 S2136	26-34		95-127 95-172*			208-44	206-44	207-44	100-18		49-44
225	2044	63-235	63-232		22-173	20-30	20-32	20-31	S2118 S2611	26-38		95-153 95-173*			208-56	206-56	207-56	100-18		49-56
230	2036	63-235	63-232		22-172 22-173	S2437	S2439	S2438	S2118 S2118	26-36		95-140 95-170*			208-49	206-49	207-49	100-18		49-49
240	2036	63-235	63-232		22-172 22-173	S2437	S2439	S2438	S2118 S2118	26-36		95-140 95-170*			208-45 208-46	206-46	207-46 207-46	100-18		49-45
241	2036	63-235	63-232		22-172 22-173	S2437	S2439	S2438	S2118 S2118	26-36		95-140 95-170*			208-45 208-46	206-46	207-46 207-46	100-18		49-45 49-46
245	2036	63-235	63-232		22-172 22-173	S2437	S2439	S2438	S2118 S2118	26-36		95-140 95-170*			208-45 208-46	206-46	207-46 207-46	100-18		49-45
250	2031	63-209	63-200		22-156 22-157	S2167 L.W. S2161 S.W.	S2171 L.W.	S2169 L.W. S2162 S.W.	S2118 S2117	S2166	85-36	95-129+ 95-131†			208-44	206-44	207-44	100-18		49-44
251	2031	63-209	63-200		22-156 22-157	S2167 L.W. S2161 S.W.	S2171 L.W.	S2169 L.W. S2162 S.W.	S2118 S2117	S2166	85-36	95-129+ 95-131†			208-44	206-44	207-44	100-18		49-44
252	2031	63-209	63-200		22-156 22-157	S2167 L.W. S2161 S.W.	S2171 L.W.	S2169 L.W. S2162 S.W.	S2118 S2117	S2166	85-36	95-129+ 95-131†			208-44	206-44	207-44	100-18		49-44
258	2051	63-284	63-285		22-203 22-204	20-43	20-32 L.W. S2673 S.W.	S2672 S.W.	95-181 95-182 95-184	S2679 S2697	85-40	95-168*			208-44	206-44	207-44	100-18		49-44
259	2031	63-209	63-200		22-156 22-157	S2167 L.W. S2161 S.W.	S2171 L.W.	S2169 L.W. S2162 S.W.	S2118 S2117	S2166	85-36	95-129+ 95-131†			208-44	206-44	207-44	100-18		49-44
260	2031	63-209	63-200		22-156 22-157	S2167 L.W. S2161 S.W.	S2171 L.W.	S2169 L.W. S2162 S.W.	S2118 S2117	S2166	85-36	95-129+ 95-131†			208-44	206-44	207-44	100-18		49-44
261	2031	63-209	63-200		22-156 22-157	S2167 B.C. S2161 S.W.	S2171	S2169 B.C. S2162 S.W.	S2118 S2117	S2166	85-36	95-129+ 95-131†			208-44	206-44	207-44	100-18		49-44
262	2031	63-209	63-200		22-156 22-157	S2167 B.C. S2161 S.W.	S2171	S2169 B.C. S2162 S.W.	S2118 S2117	S2166	85-36	95-129+ 95-131†			208-44	206-44	207-44	100-18		49-44
263	2044	63-235	63-232		22-173	20-30	20-32	20-31	S2118 S2611	26-38		95-153 95-173*			208-55	206-55	207-55	100-18		49-55
268	2051	63-284	63-285		22-204	20-43	20-32 L.W. S2673 S.W.	S2672	95-181 95-182 95-184	S2679 S2697	85-40	95-168*			208-44	206-44	207-44	100-18		49-44
269	2031	63-209	63-200		22-156 22-157	S2167 B.C. S2161 S.W.	S2171	S2169 B.C. S2162 S.W.	S2118 S2117	S2166	85-36	95-129+ 95-131†			208-44	206-44	207-44	100-18		49-44
270	2022	63-209	63-200		22-156 22-157	S2127	S2125	S2126	S1186 S2136	26-34		95-127 95-172*			208-44	206-44	207-44	100-18		49-44
271	2036	63-235	63-232		22-172 22-173	S2437	S2439	S2438	S2118 S2118	26-36		95-140 95-170*			208-45 208-46	206-46	207-46 207-46	100-18		49-45
272	2031	63-209	63-200		22-156 22-157	S2167 B.C. S2161 S.W.	S2171	S2169 B.C. S2162 S.W.	S2118 S2117	S2166	85-36	95-129+ 95-131†			208-44	206-44	207-44	100-18		49-44
273	2030	63-231	63-232		22-167	20-30	20-32	20-31	95-132 95-138	26-37		95-134 95-136†	MS-200	MS-174 MS-201†	208-47 208-48	206-47 206-48	207-47 207-48	100-18	122-6	49-47
277	2056	63-284	63-285		22-204	20-43	20-32 S2673	S2672	95-181 95-182 95-183	S2679	85-40	95-168*			208-44	206-44	207-44	100-18		49-44
278	2051	63-284	63-285		22-204	20-43	20-32 S2673	S2672	95-181 95-182 95-184	S2679 S2697	85-40	95-168*			208-44	206-44	207-44	100-18		49-44
280	2051	63-284	63-285		22-204	20-43	20-32 S2673	S2672	95-181 95-182 95-184	S2679 S2697	85-40	95-168*			208-44	206-44	207-44	100-18		49-44
281	2051	63-284	63-285		22-204	20-43	20-32 S2673	S2672	95-181 95-182 95-184	S2679 S2697	85-40	95-168*			208-44	206-44	207-44	100-18		49-44
281	2056	63-284	63-285		22-204	20-43	20-32 S2673	S2672	95-181 95-182 95-183	S2679	85-40	95-168*			208-44	206-44	207-44	100-18		49-44
288	2051	63-284	63-285		22-204	20-43	20-32 S2673	S2672	95-181 95-182 95-184	S2679	85-40	95-168*			208-44	206-44	207-44	100-18		49-44
288	2056	63-284	63-285		22-204	20-43	20-32 S2673	S2672	95-181 95-182 95-183	S2679	85-40	95-168*			208-44	206-44	207-44	100-18		49-44
289	2051	63-284	63-285		22-204	20-43	20-32 S2673	S2672	95-181 95-182 95-184	S2679	85-40	95-168*			208-44	206-44	207-44	100-18		49-44
291	2022	63-209	63-200		22-156 22-157	S2127	S2125	S2126	S1186 S2136	26-34		95-127 95-172*			208-44	206-44	207-44	100-18		49-44
292	2022	63-209	63-200		22-156 22-157	S2127	S2125	S2126	S1186 S2136	26-34		95-127 95-172*			208-44	206-44	207-44	100-18		49-44
293	2056	63-284	63-285		22-204	20-43	20-32 S2673	S2672	95-181 95-182 95-183	S2679	85-40	95-168*			208-44	206-44	207-44	100-18		49-44
299	2031	63-209	63-200		22-156 22-157	S2167 S2161	S2171	S2169 S2162	S2118 S2117	S2166	85-36	95-129+ 95-131†			208-44	206-44	207-44	100-18		49-44

†110-220 volt, 60 cycle. ©Plain dial scale. *25 cycle, all voltages. †25 cycle, 110 volt. ‡25 cycle, 220 volt. †Specify Model No.

ZENITH MAJOR REPLACEMENT PARTS FOR HOME RADIOS

List Price on Pages 45 - 46

MODEL NO.	Chassis No.	Volume Control	Tone Control	Sens. Control	Elec. Cond.	Ant. Coil	R. F. Coil	Osc. Coil	I. F. Transformer	Dial or Scale	Band Switch	Power Transformer	Audio Transformer	Filter Choke	Cone Assembly	Output Transformer	Field Coil	Pilot Lamp	Tuning Meter	Speaker
410	2030	63-231	63-232	22-167	20-30	20-32	20-31	95-132 95-138	26-37	95-134 95-136†	MS-200	MS-201	208-47 208-48	206-47	207-47 207-48	100-18	122-6	49-47
411	2030	63-231	63-232	22-167	20-30	20-32	20-31	95-132 95-138	26-37	95-134 95-136†	MS-200	MS-201	208-47 208-48	206-47	207-47 207-48	100-18	122-6	49-47
412	2030	63-231	63-232	22-167	20-30	20-32	20-31	95-132 95-138	26-37	95-134 95-136†	MS-200	MS-174	208-47 208-48	206-47	207-47 207-48	100-18	122-6	49-47
414	2030	63-231	63-232	22-167	20-30	20-32	20-31	95-132 95-138	26-37	95-134 95-136†	MS-200	MS-174 MS-201†	208-47 208-48	206-47	207-47 207-48	100-18	122-6	49-47
420	2030	63-231	63-232	22-167	20-30	20-32	20-31	95-132 95-138	26-37	95-134 95-136†	MS-200	MS-174	208-47 208-48	206-47	207-47 207-48	100-18	122-6	49-47
430	2033	63-231	63-232	22-167	20-30	20-32	20-31	95-132 95-138	26-37	95-135 95-137†	MS-200	MS-174	208-50 208-51	206-51	207-50 207-51	100-18	122-6	49-50
440	2033	63-231	63-232	22-167	20-30	20-32	20-31	95-132 95-138	26-37	95-135 95-137†	MS-200	MS-174	208-50 208-51	206-51	207-50 207-51	100-18	122-6	49-50
441	2033	63-231	63-232	22-167	20-30	20-32	20-31	95-132 95-138	26-37	95-135 95-137†	MS-200	MS-174	208-50 208-51	206-51	207-50 207-51	100-18	122-6	49-50
442	2033	63-231	63-232	22-167	20-30	20-32	20-31	95-132 95-138	26-37	95-135 95-137†	MS-200	MS-174	208-50 208-51	206-51	207-50 207-51	100-18	122-6	49-50
443	2030	63-231	63-232	22-167	20-30	20-32	20-31	95-132 95-138	26-37	95-134 95-136†	MS-200	MS-174	208-47 208-48	206-47	207-47 207-48	100-18	122-6	49-47
444	2033	63-231	63-232	22-167	20-30	20-32	20-31	95-132 95-138	26-37	95-135 95-137†	MS-200	MS-174	208-50 208-51	206-51	207-50 207-51	100-18	122-6	49-50
470	2044	63-235	63-232	22-173	20-30	20-32	20-31	S2118 S2611	26-38	95-153 95-173*	208-55	206-55	207-55	100-18	49-55
472	2031	63-209	63-200	22-156 22-157	S2167 S2161	S2171	S2169 S2162	S2118 S2117	S2166	85-36	95-129† 95-131†	208-44	206-44	207-44	100-18	49-44
473	2030	63-231	63-232	22-167	20-30	20-32	20-31	95-132 95-138	26-37	95-134 95-136†	MS-200	MS-174 MS-201†	208-47 208-48	206-47	207-47 207-48	100-18	122-6	49-47
476	2032	63-231	63-232	22-240 22-241	20-30	20-32	20-31	95-132 95-138	26-39	95-195 95-196†	MS-200	MS-174	208-52 208-53	206-52	207-52 207-53	100-18	122-5	49-52
476B	2059	63-306	63-315	63-316	22-230 22-247	20-45	20-46	20-46	95-206 95-207	83-315	95-204 95-205*	MS-200	MS-174	208-66 208-67	206-66	207-66 207-67	100-18	122-5	49-66
478	2051	63-284	63-285	63-286	22-204	20-43	20-32 S2673 S.W.	S2672	95-181 95-182 95-184	S2679 Pl. S2697 Col.	85-40	95-168	208-44	206-44	207-44	100-18	49-44
478	2056	63-284	63-285	63-309	22-204	20-43	20-32 S2673 S.W.	S2672	95-181 95-182 95-183	S2679 Pl. S2697 Col.	85-40	95-168	208-44	206-44	207-44	100-18	49-44
479	2059	63-306	63-315	63-316	22-230 22-247	20-30	20-45	20-46	95-206 95-207	83-315	95-204 95-205*	MS-200	MS-174	208-66 208-67	206-66	207-66 207-67	100-18	122-5	49-66
500	2037	63-235	63-232	63-234	22-173 22-172	20-30	20-35	20-31	95-133 95-133	26-38	95-147 95-146†	208-45 208-46	206-46	207-45 207-46	100-18	122-5	49-45
501	2037	63-235	63-232	62-234	22-173 22-172	20-30	20-35	20-31	95-133 95-133	26-38	95-147 95-146†	208-49	206-49	207-49	100-18	122-5	49-49
502	2037	63-235	63-232	63-234	22-173 22-172	20-30	20-35	20-31	95-133 95-133	26-38	95-147 95-146†	208-45 208-46	206-46	207-45 207-46	100-18	122-5	49-45
503	2037	63-235	63-232	63-234	22-173 22-172	20-30	20-35	20-31	95-133 95-133	26-38	95-147 95-146†	208-45 208-46	206-46	207-45 207-46	100-18	122-5	49-45
514	2037	63-235	63-232	63-234	22-173 22-172	20-30	20-35	20-31	95-133 95-133	26-38	95-147 95-146†	208-45 208-46	206-46	207-45 207-46	100-18	122-5	49-45
515	2037	63-235	63-232	63-234	22-173 22-172	20-30	20-35	20-31	95-133 95-133	26-38	95-147 95-146†	208-45 208-46	206-46	207-45 207-46	100-18	122-5	49-45
516	2031	63-209	63-200	22-156 22-157	S2167 L.W. S2161 S.W.	S2171 L.W. S2161 S.W.	S2169 L.W. S2162 S.W.	S2118 S2117	S2166	85-36	95-129 95-131†	208-44	206-44	207-44	100-18	49-44
517	2031	63-209	63-200	22-156 22-157	S2167 L.W. S2161 S.W.	S2171 L.W. S2161 S.W.	S2169 L.W. S2162 S.W.	S2118 S2117	S2166	85-36	95-129 95-131†	208-44	206-44	207-44	100-18	49-44
518	2031	63-209	63-200	22-156 22-157	S2167 L.W. S2161 S.W.	S2171 L.W. S2161 S.W.	S2169 L.W. S2162 S.W.	S2118 S2117	S2166	85-36	95-129 95-131†	208-44	206-44	207-44	100-18	49-44
520	2035	63-231	63-232	63-234	22-167	20-33	20-35	20-34	95-133 95-139	26-38	95-145 95-144†	MS-200	MS-201	208-47 208-48	206-47	207-47 207-48	100-18	122-5	49-47
521	2035	63-231	63-232	63-234	22-167	20-33	20-35	20-34	95-133 95-139	26-38	95-145 95-144†	MS-200	MS-201	208-47 208-48	206-47	207-47 207-48	100-18	122-5	49-47
530	2038	63-231	63-232	22-167	20-33	20-35	20-34	95-133 95-139	26-38	95-143 95-142†	MS-200	MS-201	208-52 208-53	206-52	207-52 207-53	100-18	122-5	49-52
531	2038	63-231	63-232	22-167	20-33	20-35	20-34	95-133 95-139	26-38	95-143 95-142†	MS-200	MS-201	208-52 208-53	206-52	207-52 207-53	100-18	122-5	49-52
532	2038	63-231	63-232	22-167	20-33	20-35	20-34	95-133 95-139	26-38	95-143 95-142†	MS-200	MS-201	208-52 208-53	206-52	207-52 207-53	100-18	122-5	49-52
533	2038	63-231	63-232	22-167	20-33	20-35	20-34	95-133 95-139	26-38	95-143 95-142†	MS-200	MS-201	208-52 208-53	206-52	207-52 207-53	100-18	122-5	49-52
558	2051	63-284	63-285	63-286	22-204	20-43	20-32 S2673 S.W.	S2672	95-181 95-182 95-184	S2679 Pl. S2697 Col.	95-168	208-44	206-44	207-44	100-18	49-44
568	2051	63-284	63-285	63-286	22-204	20-43	20-32 S2673 S.W.	S2672	95-181 95-182 95-184	S2679 Pl. S2697 Col.	95-168	208-44	206-44	207-44	100-18	49-44
577	2056	63-284	63-285	63-309	22-204	20-43	20-32 S2673 S.W.	S2672	95-181 95-182 95-183	S2679 Pl. S2697 Col.	95-168	208-44	206-44	207-44	100-18	49-44
578	2051	63-284	63-285	63-286	22-204	20-43	20-32 S2673 S.W.	S2672	95-181 95-182 95-184	S2679 Pl. S2697 Col.	95-168	208-44	206-44	207-44	100-18	49-44
588	2056	63-284	63-285	63-309	22-204	20-43	20-32 S2673 S.W.	S2672	95-181 95-182 95-183	S2679 Pl. S2697 Col.	95-168	208-44	206-44	207-44	100-18	49-44
589	2051	63-284	63-285	63-286	22-204	20-43	20-32 S2673 S.W.	S2672	95-181 95-182 95-184	S2679 Pl. S2697 Col.	95-168	208-44	206-44	207-44	100-18	49-44

†10-220 volt, 60 cycle. ©Plain dial scale. *25 cycle, all voltages. ^25 cycle, 110 volt. †25 cycle, 220 volt. †Specify Model No.

ZENITH MAJOR REPLACEMENT PARTS FOR HOME RADIOS

List Price on Pages 45 - 46

MODEL NO.	Chassis No.	Volume Control	Tone Control	Sens. Control	Elec. Cond.	Ant. Coil	R. F. Coil	Osc. Coil	I. F. Transformer	Dial or Scale	Band Switch	Power Transformer	Audio Transformer	Filter Choke	Cone Assembly	Output Transformer	Field Coil	Pilot Lamp	Tuning Meter	Speaker
590	2051	63-284	63-285	63-286	22-204	20-43	20-32 S2673 S.W.	S2672	95-181 95-182 95-184	S2679 Pl. S2697 Col.		95-168			206-44	206-44	207-44	100-18		49-44
593	2056	63-284	63-285	63-309	22-204	20-43	20-32 S2673 S.W.	S2672	95-181 95-182 95-183	S2679 Pl. S2697 Col.		95-168			206-44	206-44	207-44	100-18		49-44
600	2037	63-235	63-232	63-234	22-173 22-172	20-30	20-35	20-31	95-133 95-133	26-38		95-147 95-146†			206-45 206-46	206-46	207-45 207-46	100-18	122-5	49-45
602	2035	63-231	63-232	63-234	22-167	20-33	20-35	20-34	95-133 95-139	26-38		95-145 95-144†	MS-200	MS-201	206-48		207-48	100-18	122-5	49-47
603	2038	63-231	63-232		22-167	20-33	20-35	20-34	95-133 95-139	26-38		95-143 95-142†	MS-200	MS-201	206-52 206-53	206-52	207-52 207-53	100-18	122-5	49-52
604	2037	63-235	63-232		22-173 22-172	20-30	20-35	20-31	95-133	26-38		95-147 95-146†			206-45 206-46	206-46	207-45 207-46	100-18	122-5	49-54
606	2037	63-235	63-232		22-173 22-172	20-30	20-35	20-31	95-133	26-38		95-147 95-146†			206-45 206-46	206-46	207-45 207-46	100-18	122-5	49-45
608	2035	63-231	63-232	63-234	22-167	20-33	20-35	20-34	95-133 95-139	26-38		95-145 95-144†	MS-200	MS-201	206-47 206-48	206-47	207-47 207-48	100-18	122-5	49-47
610	2037	63-235	63-232		22-173 22-172	20-30	20-35	20-31	95-133	26-38		95-147 95-146†			206-45 206-46	206-46	207-45 207-46	100-18	122-5	49-45
611	2035	63-231	63-232	63-234	22-167	20-33	20-35	20-34	95-133 95-139	26-38		95-145 95-144†	MS-200	MS-201	206-47 206-48	206-47	207-47 207-48	100-18	122-5	49-47
612	2038	63-231	63-232		22-167	20-33	20-35	20-34	95-133 95-139	26-38		95-143 95-142†	MS-200	MS-201	206-52 206-53	206-52	207-52 207-53	100-18	122-5	49-52
615	2035	63-231	63-232	63-234	22-167	20-33	20-35	20-34	95-133 95-139	26-38		95-145 95-144†	MS-200	MS-201	206-47 206-48	206-47	207-47 207-48	100-18	122-5	49-47
616	2037	63-235	63-232	63-234	22-173 22-172	20-30	20-35	20-31	95-133	26-38		95-147 95-146†			206-45 206-46	206-46	207-45 207-46	100-18	122-5	49-45
617	2038	63-231	63-232		22-167	20-33	20-35	20-34	95-133 95-139	26-38		95-143 95-142†	MS-200	MS-201	206-52 206-53	206-52	207-52 207-53	100-18	122-5	49-52
618	2037	63-235	63-232		22-173 22-172	20-30	20-35	20-31	95-133	26-38		95-147 95-146†			206-45 206-46	206-46	207-45 207-46	100-18	122-5	49-45
619	2033	63-231	63-232	63-250	22-167	20-30	20-32	20-31	95-132 95-138	26-37		95-135 95-137†	MS-200	MS-174	206-51	206-51	207-51	100-18	122-6	49-51
620	2038	63-231	63-232		22-167	20-33	20-35	20-34	95-133 95-139	26-38		95-143 95-142†	MS-200	MS-201	206-52 206-53	260-52	207-52 207-53	100-18	122-5	49-52
623	2038	63-231	63-232		22-167	20-33	20-35	20-34	95-133 95-139	26-38		95-143 95-142†	MS-200	MS-201	206-52 206-53	206-52	207-52 207-53	100-18	122-5	49-52
701		V601			C525C C525D	C524A		C524B	C524C C524D					C-523						
702		V601			C528	C524E		C524F	C524C C524D		S-336			C-523						
705	2052	63-312			22-217	20-44		20-44	95-187 95-188	26-42		95-185 95-189†			206-58	206-58	207-58	100-18		49-58
706	2052	63-312			22-217	20-44		20-44	95-187 95-188	26-42		95-185 95-189†			206-58	206-58	207-58	100-18		49-58
707	2052	63-312			22-217	20-44		20-44	95-187 95-188	26-42		95-185 95-189†			206-58	206-58	207-58	100-18		49-58
711	2052	63-312			22-217	20-44		20-44	95-187 95-188	26-42		95-185 95-189†			206-58	206-58	207-58	100-18	122-5	49-58
712	2052	63-312			22-217	20-44		20-44	95-187 95-188	26-42		95-185 95-189†			206-58	206-58	207-58	100-18		49-58
715	2053	63-306	63-232		22-168 22-169	20-45	20-46	20-46	95-191 95-192	83-315		95-190 95-194†	95-193		206-61	206-61	207-61	100-18	122-7	49-61
750	2052	63-312			22-217	20-44		20-44	95-187 95-188	26-42		95-185 95-189†			206-59	206-59	207-59	100-18	122-5	49-59
755	2053	63-306	63-232		22-168 22-169	20-45	20-46	20-46	95-191 95-192	83-315		95-190 95-194†	95-193		206-61	206-61	207-61	100-18	122-7	49-61
757	2054	63-306	63-232	63-304	22-168	20-45	20-46	20-46	95-191 95-192	S2710		95-190 95-194†	95-193		206-62 206-63	206-62	207-62 207-63	100-18	122-7	49-62
760	2054	63-306	63-232	63-304	22-168	20-45	20-46	20-46	95-191 95-192	S2710		95-190 95-194†	95-193		206-62 206-63	206-62	207-62 207-63	100-18	122-7	49-62
765	2054	63-306	63-232	63-304	22-168	20-45	20-46	20-46	95-191 95-192	S2710		95-190 95-194†	95-193		206-62 206-63	206-62	207-62 207-63	100-18	122-7	49-62
767	2054	63-306	63-232	63-304	22-168	20-45	20-46	20-46	95-191 95-192	S2710		95-190 95-194†	95-193		206-62 206-63	206-62	207-62 207-63	100-18	122-7	49-62
770	2032	63-231	63-232		22-240 22-241	20-30	20-32	20-31	95-132 95-138	26-39		95-195 95-196†	MS-200	MS-174	206-52 206-53	206-52	207-52 207-53	100-18	122-5	49-52
770B	2059	63-306	63-315	63-316	22-230 22-247	20-45	20-46	20-46	95-206 95-207	83-315		95-204 95-205†	MS-200	MS-174	206-66 206-67	206-66	207-66 207-67	100-18	122-5	49-66
775	2032	63-231	63-232		22-240 22-241	20-30	20-32	20-31	95-132 95-138	26-39		95-195 95-196†	MS-200	MS-174	206-52 206-53	206-52	207-52 207-53	100-18	122-5	49-52
775B	2059	63-306	63-315	63-316	22-230 22-247	20-45	20-46	20-46	95-206 95-207	83-315		95-204 95-205†	MS-200	MS-174	206-66 206-67	206-66	207-66 207-67	100-18	122-5	49-66
777	2059	63-231	63-315	63-316	22-230 22-247	20-45	20-46	20-46	95-206 95-207	83-315		95-204 95-205†	MS-200	MS-174	206-66 206-67	206-66	207-66 207-67	100-18	122-5	49-66
780	2032	63-231	63-232		22-240 22-241	20-30	20-32	20-32	95-132 95-138	26-39		95-195 95-196†	MS-200	MS-174	206-52 206-53	206-52	207-52 207-53	100-18	122-5	49-52
788	2059	63-306	63-315	63-316	22-230 22-247	20-45	20-46	20-46	95-206 95-207	83-315		95-195 95-196†	MS-200	MS-174	206-66 206-67	206-66	207-66 207-67	100-18	122-5	49-66
801		101-1			C525C C525D	C524A		C524B	C524C C524D					C-523						
805	5502	63-356 63-366	Switch 85-48		22-125	S2933		S2931	95-227 95-230	26-49	85-53	S-3021 95-229*			206-81	206-81	207-81	100-23		49-81
806	5504-5	63-366	Switch 85-48		22-125	S3049		S3048	95-227 95-230		85-55	S-3021 95-229*			206-81	206-81	207-81	100-23		49-81

+110-220 volt, 60 cycle. ©Plain dial scale. *25 cycle, all voltages. †25 cycle, 110 volt. ‡25 cycle, 220 volt. †Specify Model No.

ZENITH MAJOR REPLACEMENT PARTS FOR HOME RADIOS

List Price on Pages 45 - 46

MODEL NO.	Chassis No.	Volume Control	Tone Control	Sens. Control	Elec. Cond.	Ant. Coil	R. F. Coil	Osc. Coil	I. F. Transformer	Dial or Scale	Band Switch	Power Transformer	Audio Transformer	Filter Choke	Cone Assembly	Output Transformer	Field Coil	Pilot Lamp	Tuning Meter	Speaker
807	5504-5	63-366	Switch 85-48		22-125	S3049		S3048	95-227 95-230	26-54	85-55	S-3021 95-229*			208-81	206-81	207-81	100-23		49-81
808	5605-7	63-366	Switch 85-48		22-318	S2955	S2957	S2953	95-227 95-230	26-50	85-47	S-3021 95-229*			208-81	206-81	207-81	100-23		49-81
809	5605-7	63-366	Switch 85-48		22-318	S2955	S2957	S2953	95-227 95-230	26-50	85-47	S-3021 95-229*			208-81	206-81	207-81	100-23		49-81
810	5609	63-366	Switch 85-48		22-308 22-307	S3122	S3124	S3121 S.W. S3123 B.C.	95-247 95-248	26-64	85-57		95-249		208-93	206-93	207-93	100-23		49-93
811	5609	63-366	Switch 85-48		22-308 22-307	S3122	S3124	S3121 S.W. S3123 B.C.	95-247 95-248	26-64	85-57		95-249		208-93	206-93	207-93	100-23		49-93
812	5608	63-366	Switch 85-48		22-308 22-307	S3020	S3019	S3016 L.W. S3067 S.W.	95-237 95-238	26-56	85-57		95-236		208-87	206-87	207-87	100-23		49-87
816	5608	63-366	Switch 85-48		22-308 22-307	S3020	S3019	S3016 L.W. S3067 S.W.	95-237 95-238	26-56	85-57		95-236		208-87	206-87	207-87	100-23		49-87
819	5608	63-366	Switch 85-48		22-308 22-307	S3020	S3019	S3016 L.W. S3067 S.W.	95-237 95-238	26-56	85-57		95-236		208-87	206-87	207-87	100-23		49-87
825	5701	63-338	Switch 85-45		22-283	S2889	S2891	S2893	95-222 95-223	26-51	85-46	95-224 95-229*			208-80	206-80	207-80	100-29		49-80
827	5702	63-338	Switch 85-45		22-283	S2889	S2891	S2893	95-222 95-223	26-51	85-46	95-224 95-229*			208-80	206-80	207-80	100-29	122-8	49-80
S827	5702R	63-338	Switch 85-45		22-321 22-322	S2965	S2964	S2963	95-244 95-245	26-61	85-59	95-234 95-229*			208-76	206-76	207-76	100-23	122-8	49-76
829	5704	63-338	Switch 85-45		22-266	S2889	S2891	S2893	95-222 95-223	26-52	85-46	95-224 95-229*			208-79	206-79	207-79	100-29		49-79
S829	5703R	63-338	Switch 85-45		22-321 22-322	S2965	S2964	S2963	95-244 95-245	26-61	85-59	95-234 95-229*			208-79	206-79	207-79	100-23		49-79
835	1001	63-384	Switch 85-60		22-331 22-125	S3078	S3079	S3080	95-242 95-242 95-243	26-67	85-58	95-241 95-246*	95-239	95-240	208-91	206-91	207-91	100-23	122-9	49-91
845	5502	63-356 63-366	Switch 85-48		22-125	S2933		S2931	95-227 95-230	26-49	85-53	S-3021 95-229*			208-81	206-81	207-81	100-23		49-81
S847	550-45	63-366	Switch 85-48		22-125	S3049		S3048	95-227 95-230	26-54	85-55	S-3021 95-229*			208-81	206-81	207-81	100-23		49-81
850	5504-5	63-366	Switch 85-48		22-125	S3049		S3048	95-227 95-230	26-54	85-55	S-3021 95-229*			208-81	206-81	207-81	100-23		49-81
860	5605-7	63-366	Switch 85-48		22-318	S2955	S2957	S2953	95-227 95-230	26-50	85-47	S-3021 95-229*			208-81	206-81	207-81	100-23		49-81
861	5605-7	63-366	Switch 85-48		22-318	S2955	S2957	S2953	95-227 95-230	26-50	85-47	S-3021 95-229*			208-81	206-81	207-81	100-23		49-81
862	5609	63-366	Switch 85-48		22-308 22-307	S3122	S3124	S3121 S.W. S3123 B.C.	95-247 95-248	26-64	85-57		95-249		208-96	206-96	207-96	100-23		49-96
865	5609	63-366	Switch 85-48		22-308 22-307	S3122	S3124	S3121 S.W. S3123 B.C.	95-247 95-248	26-64	85-57		95-249		208-93	206-93	207-93	100-23		49-93
866	5609	63-366	Switch 85-48		22-308 22-307	S3122	S3124	S3121 S.W. S3123 B.C.	95-247 95-248	26-64	85-57		95-249		208-93	206-93	207-93	100-23		49-93
870	5703	63-338	Switch 85-45		22-266	S2889	S2891	S2893	95-222 95-223	26-52	85-46	95-224 95-229*			208-82	206-82	207-82	100-29		49-82
S870	5703R	63-338	Switch 85-45		22-321 22-322	S2965	S2964	S2963	95-244 95-245	26-61	85-59	95-234 95-229*			208-97	206-97	207-97	100-23		49-97
S871	5701R	63-338	Switch 85-45		22-321 22-322	S2965	S2964	S2963	95-244 95-245	26-61	85-59	95-234 95-229*			208-98	206-98	207-98	100-23		49-98
880	1001	63-384	Switch 85-60		22-331 22-125	S3078	S3079	S3080	95-242 95-242 95-243	26-67	85-58	95-241 95-246*	95-239	95-240	208-92	206-92	207-92	100-23	122-9	49-92
908	5614	63-366	63-316		22-385	S2955	S2957	S2953	95-244 95-245	26-79	85-47	95-234 95-229*			208-79	206-79	207-79	100-23		49-79
S908	5618	63-366	63-316		22-385	S3540	S3542	S3536	95-244 95-245	26-84	85-61	S-3021 95-229*			208-79	206-79	207-79	100-23		49-79
909	5614	63-366	63-316		22-385	S2955	S2957	S2953	95-244 95-245	26-79	85-47	95-234 95-229*			208-79	206-79	207-79	100-23		49-79
S909	5618	63-366	63-316		22-385	S3540	S3542	S3536	95-244 95-245	26-84	85-61	95-229*			208-79	206-79	207-79	100-23		49-79
935	1001	63-384	85-60		22-331 22-125	S3078	S3079	S3080	95-242 95-242 95-243	26-67	85-58	95-241 95-246*	95-239	95-240	208-91	206-91	207-91	100-23	122-9	49-91
945	5508-9	63-366	63-316		22-125		S3397 B.C. S3377 S.W.	S3129	95-244 95-245	26-78	85-62	95-234 95-229†			208-79	206-79	207-79	100-23		49-79
950	5508-9	63-366	63-316		22-125		S3397 B.C. S3377 S.W.	S3129	95-244 95-245	26-78	85-62	95-234 95-229†			208-85	206-85	207-85	100-23		49-85
960	5614	63-366	63-316		22-385	S2955	S2957	S2953	95-244 95-245	26-79	85-47	95-234 95-229*			208-85	206-85	207-85	100-23		49-85
S961	5618	63-366	63-316		22-385	S3540	S3542	S3536	95-244 95-245	26-84	85-61	S-3021 95-229*			208-97	206-97	207-97	100-23		49-97
970	5902	63-392	63-393		22-125 22-230	S3299	S3298	S3297	95-286 95-287	26-72	85-65	95-190 95-194*	95-193	95-261	208-62 208-63	206-62	207-62 207-63	100-18		49-62
975	5902	63-392	63-393		22-125 22-230	S3299	S3298	S3297	95-286 95-287	26-72	85-65	95-190 95-194*	95-193	95-261	208-62 208-63	206-62	207-62 207-63	100-18		49-62
978	1001	63-384	Switch 85-60		22-331 22-125	S3078	S3079	S3080	95-242 95-242 95-243	26-67	85-58	95-241 95-246*	95-239	95-240	208-92	206-92	207-92	100-23	122-9	49-92
980	1201	63-384	Switch 85-60		22-125 22-331	S3078	S3079	S3080	95-242 95-242 95-243	26-80	85-58	95-241 95-246*	95-269	95-240	208-92	206-92	207-92	100-23	122-9	49-92
983	1001	63-384	Switch 85-60		22-125 22-331	S3078	S3079	S3080	95-242 95-242 95-243	26-67	85-58	95-241 95-246*		95-240	208-92	206-92	207-92	100-23	122-9	49-92
985	1201	63-384	Switch 85-60		22-125 22-331	S3078	S3079	S3080	95-242 95-242 95-243	26-80	85-58	95-241 95-246*	95-269	95-240	208-107 208-108	206-107 206-108	207-107 207-108	100-23	122-9	49-107

†110-220 volt, 60 cycle. ©Plain dial scale. *25 cycle, all voltages. †25 cycle, 110 volt. ‡25 cycle, 220 volt. †Specify Model No.

ZENITH MAJOR REPLACEMENT PARTS FOR HOME RADIOS

List Price on Pages 45 - 46

MODEL NO.	Chassis No.	Volume Control	Tone Control	Sens. Control	Elec. Cond.	Ant. Coil	R. F. Coil	Osc. Coil	I. F. Transformer	Dial or Scale	Band Switch	Power Transformer	Audio Transformer	Filter Choke	Cone Assembly	Output Transformer	Field Coil	Pilot Lamp	Tuning Meter	Speaker
990	1201	63-384	Switch 85-60		22-125 22-331	S3078	S3079	S3880	95-242 95-242 95-243	26-80	85-58	95-241 95-246*	95-269	95-240	208-107 208-108	206-107 206-108	207-107 207-108	100-23	122-9	49-107
1101	1001	63-384	Switch 85-60		22-125 22-331	S3078	S3079	S3880	95-242 95-242 95-243	26-67	85-58	95-241 95-246*	95-239	95-240	208-92	206-92	207-92	100-23	122-9	49-92
1105	1001	63-384	Switch 85-60		22-125 22-331	S3078	S3079	S3880	95-242 95-242 95-243	26-67	85-58	95-241 95-246*	95-239	95-240	208-92	206-92	207-92	100-23	122-9	49-92
1162	5609	63-366	Switch 85-48		22-307 22-308	S3122	S3124	S3121 S.W. S3123 B.C.	95-247 95-248	26-64	85-57			95-249	208-96	206-96	207-96	100-23		49-96
1167	5618	63-366	63-316		22-385	S3540	S3542	S3536	95-244 95-245	26-84	85-61	S-3021 95-229*			208-97	206-97	207-97	100-23		49-97
1170	5703R	63-338	Switch 85-45		22-321 22-322	S2965	S2964	S2963	95-244 95-245	26-61	85-59	95-234 95-229*			208-97	206-97	207-97	100-23		49-97
4B106	5406	63-534	63-469		22-419	S4456		S3756	95-352 95-359	26-98		95-300		95-298	208-159	206-159		100-39		49-159
4B131	5406	63-534	63-469		22-419	S4456		S3756	95-352 95-359	26-98		95-300		95-298	208-153	206-153		100-39		49-153
4B132	5406	63-534	63-469		22-419	S4456		S3756	95-352 95-359	26-98		95-300		95-298	208-153	206-153		100-39		49-153
4B231	5409	63-547			22-582	S5215		S4662	95-443 95-444		S5098	95-445		95-298	208-191	206-191	207-191	100-39		49-191
4F133	5407	63-548			22-522	S4712		S4662	95-379 95-380	S4709		95-381		95-345	208-163	206-163		100-51		49-163
4F227	5408	63-548				S5100		S4662	95-419 95-420	26-168					208-209	206-209		100-50		49-209
4P26	5401	63-455	Switch 85-76		22-407	S3673		S3674	S3720 95-284	S3718	85-76	95-297 95-296*			208-115	206-115	207-115	100-23		49-115
4P51	5401	63-455	Switch 85-76		22-407	S3673		S3674	S3720 95-284	S3718	85-76	95-297 95-296*			208-116	206-116	207-116	100-23		49-116
4T26	5403	63-455	Switch 85-83		22-407	S4015		S4017	95-287 95-284	S3718	85-83	95-297 95-296*			208-115	206-115	207-115	100-23		49-115
4T51	5403	63-455	Switch 85-83		22-407	S4015		S4017	95-287 95-284	S3718	85-83	95-297 95-296*			208-116	206-116	207-116	100-23		49-116
4V31	5405	63-468	63-469		22-419	S3755		S3756	95-308 95-309	26-98		95-300		95-298	208-127			100-23		49-127
4V59	5405	63-468	63-469		22-419	S3755		S3756	95-308 95-309	26-98		95-300		95-298	208-130			100-23		49-130
5F134	5518	63-541	63-521		22-522	S4735		S4669	95-358 95-359	26-122	85-89	95-381	95-382	95-345	208-162	206-162		100-51		49-162
5F166	5518	63-541	63-521		22-522	S4735		S4669	95-358 95-359	26-122	85-89	95-381	95-382	95-345	208-164	206-164		100-51		49-164
5F233	5522	63-541				S5153		S4909	95-407 95-408	26-143	85-104		95-446		208-162	206-162		109-50		49-162
5F251	5522	63-541				S5153		S4909	95-407 95-408	26-143	85-104		95-446		208-164	206-164		100-50		49-164
5J217	5524	63-689			22-577	S5303		S4909	95-353 95-444	26-174	85-104	95-425		95-298	208-153	206-153		100-39		49-153
5J247	5524	63-689			22-577	S5303		S4909	95-353 95-444	26-174	85-104	95-425		95-298	208-153	206-153		100-39		49-153
5J255	5524	63-689			22-577	S5303		S4909	95-353 95-444	26-174	85-104	95-425		95-298	208-210	206-210		100-39		49-210
5R135	5519	63-547	Switch 85-84		22-505 22-506	S4737		S4738	95-383 95-384	S4722		95-351 95-307*			208-152	206-152	207-152	100-36		49-152
5R216	5526	63-565			22-551 22-552	S5167		S4721	95-407 95-408	26-161		95-441 95-452*			208-202	206-202	207-202	100-36		49-202
5R226	5526	63-565			22-551 22-552	S5167		S4721	95-407 95-408	26-161		95-441 95-452*			208-202	206-202	207-202	100-36		49-202
5R236	5526	63-565			22-551 22-552	S5167		S4721	95-407 95-408	26-161		95-441 95-452*			208-202	206-202	207-202	100-36		49-202
5S29	5513	63-366 63-409 Export	63-475		22-125	S3397		S3129	95-244 95-245	26-105	85-62	95-234 95-229*			208-81	206-81	207-81	100-23		49-81
5S56	5513	63-366 63-409 Export	63-475		22-125	S3397		S3129	95-244 95-245	26-105	85-62	95-234 95-229*			208-79	206-79	207-79	100-23		49-79
5S119	5516	63-520	63-521		22-505 22-506	S4362		S4363	95-349 95-350	26-122	85-89	95-351 95-361*			208-143	206-143	207-143	100-36		49-143
5S126	5516	63-520	63-521		22-505 22-506	S4362		S4363	95-349 95-350	26-122	85-89	95-351 95-361*			208-143	206-143	207-143	100-36		49-143
5S127	5516	63-520	63-521		22-505 22-506	S4362		S4363	95-349 95-350	26-122	85-89	95-351 95-361*			208-143	206-143	207-143	100-36		49-143
5S150	5516	63-520	63-521		22-505 22-506	S4362		S4363	95-349 95-350	26-122	85-89	95-351 95-361*			208-152	206-152	207-152	100-36		49-152
5S151	5516	63-520	63-521		22-505 22-506	S4362		S4363	95-349 95-350	26-122	85-89	95-351 95-361*			208-144	206-144	207-144	100-36		49-144
5S161	5516	63-520	63-521		22-505 22-506	S4362		S4363	95-349 95-350	26-122	85-89	95-351 95-361*			208-144	206-144	207-144	100-36		49-144
5S218	5521	63-565			22-551 22-552	S4934		S4909	95-407 95-408	26-143	85-104	95-406 95-452*			208-178	206-178	207-178	100-36		49-178
5S220	5521	63-565			22-551 22-552	S4934		S4909	95-407 95-408	26-143	85-104	95-406 95-452*			208-178	206-178	207-178	100-36		49-178
5S228	5521	63-565			22-551 22-552	S4934		S4909	95-407 95-408	26-143	85-104	95-406 95-452*			208-178	206-178	207-178	100-36		49-178
5S237	5521	63-565			22-551 22-552	S4934		S4909	95-407 95-408	26-143	85-104	95-406 95-452*			208-180	206-180	207-180	100-36		49-180

+110-220 volt, 60 cycle. ©Plain dial scale. *25 cycle, all voltages. †25 cycle, 110 volt. ‡25 cycle, 220 volt. †Specify Model No.

ZENITH MAJOR REPLACEMENT PARTS FOR HOME RADIOS

List Price on Pages 45 - 46

MODEL NO.	Chassis No.	Volume Control	Tone Control	Sens. Control	Elec. Cond.	Ant. Coil	R. F. Coil	Osc. Coil	I. F. Transformer	Dial or Scale	Band Switch	Power Transformer	Audio Transformer	Filter Choke	Came Assembly	Output Transformer	Field Coil	Pilot Lamp	Tuning Meter	Speaker
5S250	5521	63-565			22-551 22-552	S4934		S4909	95-407 95-408	26-143	85-104	95-406 95-452*			208-179	208-179	207-179	100-36		49-179
5S252	5521	63-565			22-551 22-552	S4934		S4909	95-407 95-408	26-143	85-104	95-406 95-452*			208-181	208-181	207-181	100-36		49-181
6B107	5635	63-522	Switch 85-92	Switch 85-91	22-459	S4480	S4481	S4482	95-371 93-372	26-117	85-93	95-305	95-311	95-324	208-160	208-160		100-39		49-160
6B129	5635	63-522	Switch 85-92	Switch 85-91	22-459	S4480	S4481	S4482	95-371 95-372	26-117	85-93	95-305	95-311	95-324	208-155	208-155		100-39		49-155
6B164	5635	63-522	Switch 85-92	Switch 85-91	22-459	S4480	S4481	S4482	95-371 95-372	26-117	85-93	95-305	95-311	95-324	208-164	208-164		100-39		49-164
6D116	5633	63-517			22-516 22-517	S4302		S4304	95-346 95-347	26-116	85-88			95-345	208-141	208-141	207-141	100-36		49-141
6D117	5633	63-517			22-516 22-517	S4302		S4304	95-346 95-347	26-116	85-88			95-345	208-141	208-141	207-141	100-36		49-141
6D118	5633	63-517			22-516 22-517	S4302		S4304	95-346 95-347	26-116	85-88			95-345	208-141	208-141	207-141	100-36		49-141
6D219	5639	63-687			22-560	S5055		S4909	95-407 95-408	26-157	85-104			95-410	208-189	208-189	207-189	100-36		49-189
6D221	5639	63-687			22-560	S5055		S4909	95-407 95-408	26-157	85-104			95-410	208-189	208-189	207-189	100-36		49-189
6J230	5642	63-798	63-521		22-577	S5272		S4909	95-443 95-414	26-188	85-112	95-425	95-446	95-324	208-162	208-162	207-162	100-39		49-162
6J257	5642	63-798	63-521		22-577	S5272		S4909	95-443 95-414	26-188	85-112	95-425	95-446	95-324	208-164	208-164	207-164	100-39		49-164
6S27	5619	63-456	63-458		22-414	S3397		S3129	95-302 95-303	26-97	85-80	95-289 95-290*			208-117	208-117	207-117	100-23		49-117
6S52	5619	63-456	63-458		22-414	S3397		S3129	95-302 95-303	26-97	85-80	95-289 95-290*			208-118	208-118	207-118	100-23		49-118
6S128	5634	63-522	Switch 85-92	Switch 85-91	22-294 22-491	S4394		S4395	95-353 95-354	26-117	85-90	95-289 95-290*			208-117	208-117	207-117	100-36		49-117
6S137	5634	63-522	Switch 85-92	Switch 85-91	22-294 22-491	S4394		S4395	95-353 95-354	26-117	85-90	95-289 95-290*			208-117	208-117	207-117	100-36		49-117
6S147	5634	63-522	Switch 85-92	Switch 85-91	22-294 22-491	S4394		S4395	95-353 95-354	26-117	85-90	95-289 95-290*			208-118	208-118	207-118	100-36		49-118
6S152	5634	63-522	Switch 85-92	Switch 85-91	22-294 22-491	S4394		S4395	95-353 95-354	26-117	85-90	95-289 95-290*			208-118	208-118	207-118	100-36		49-118
6S157	5634	63-522	Switch 85-92	Switch 85-91	22-294 22-491	S4394		S4395	95-353 95-354	26-117	85-90	95-289 95-290*			208-118	208-118	207-118	100-36		49-118
6S203	5638	63-520	63-521		22-551 22-552	S4941		S4942	95-413 95-414	26-144	85-105	95-415 95-450*			208-206	208-206	207-206	100-36		49-206
6S222	5638	63-520	63-521		22-551 22-552	S4941		S4942	95-413 95-414	26-144	85-105	95-415 95-450*			208-180	208-180	207-180	100-36		49-180
6S223	5638	63-520	63-521		22-551 22-552	S4941		S4942	95-413 95-414	26-144	85-105	95-415 95-450*			208-180	208-180	207-180	100-36		49-180
6S229	5638	63-520	63-521		22-551 22-552	S4941		S4942	95-413 95-414	26-144	85-105	95-415 95-450*			208-180	208-180	207-180	100-36		49-180
6S239	5638	63-520	63-521		22-551 22-552	S4941		S4942	95-413 95-414	26-144	85-105	95-415 95-450*			208-180	208-180	207-180	100-36		49-180
6S241	5638	63-520	63-521		22-551 22-552	S4941		S4942	95-413 95-414	26-144	85-105	95-415 95-450*			208-206	208-206	207-206	100-36		49-206
6S254	5644	63-799	Switch 85-108		22-551 22-552	S5073		S5074	95-416 95-417	26-113	85-113	95-438 95-454			208-181	208-181	207-181	100-36		49-181
6S256	5644	63-799	Switch 85-108		22-551 22-552	S5073		S5074	95-416 95-417	26-113	85-113	95-438 95-454			208-181	208-181	207-181	100-36		49-181
6V27	5621	63-456	63-458		22-432	S3697	S3698	S3699	95-291 95-292	26-104	85-78	95-305	95-311	95-298	208-132			100-23		49-132
6V62	5621	63-456	63-458		22-432	S3697	S3698	S3699	95-291 95-292	26-104	85-78	95-305	95-311	95-298	208-133					49-131
7D119	5707	63-520	63-521		22-514 22-515	S4343		S4344	95-358 95-359	26-122	85-89			95-348	208-142	208-142	207-142	100-36		49-142
7D126	5707	63-520	63-521		22-514 22-515	S4343		S4344	95-358 95-359	26-122	85-89			95-348	208-142	208-142	207-142	100-36		49-142
7D127	5707	63-520	63-521		22-514 22-515	S4343		S4344	95-358 95-359	26-122	85-89			95-348	208-142	208-142	207-142	100-36		49-142
7D138	5707	63-520	63-521		22-514 22-515	S4343		S4344	95-358 95-359	26-122	85-89			95-348	208-151	208-151	207-151	100-36		49-151
7D148	5707	63-520	63-521		22-514 22-515	S4343		S4344	95-358 95-359	26-122	85-89			95-348	208-145	208-145	207-145	100-36		49-145
7D151	5707	63-520	63-521		22-514 22-515	S4343		S4344	95-358 95-359	26-122	85-89			95-348	208-151	208-151	207-151	100-36		49-151
7D162	5707	63-520	63-521		22-514 22-515	S4343		S4344	95-358 95-359	26-122	85-89			95-348	208-145	208-145	207-145	100-36		49-145
7D168	5707	63-520	63-521		22-514 22-515	S4343		S4344	95-358 95-359	26-122	85-89			95-348	208-145	208-145	207-145	100-36		49-145
7D203	5710	63-520	63-521		22-559	S4941		S4942	95-411 95-412	26-144	85-105			95-409	208-204	208-204	207-204	100-36		49-204
7D222	5710	63-520	63-521		22-559	S4941		S4942	95-411 95-412	26-144	85-105			95-409	208-190	208-190	207-190	100-36		49-190
7D223	5710	63-520	63-521		22-559	S4941		S4942	95-411 95-412	26-144	85-105			95-409	208-190	208-190	207-190	100-36		49-190
7D229	5710	63-520	63-521		22-559	S4941		S4942	95-411 95-412	26-144	85-105			95-409	208-190	208-190	207-190	100-36		49-190
7D239	5710	63-520	63-521		22-559	S4941		S4942	95-411 95-412	26-144	85-105			95-409	208-190	208-190	207-190	100-36		49-190
7D241	5710	63-520	63-521		22-559	S4941		S4942	95-411 95-412	26-144	85-105			95-409	208-204	208-204	207-204	100-36		49-204

+110-220 volt, 60 cycle. ©Plain dial scale. *25 cycle, all voltages. †25 cycle, 110 volt. ‡25 cycle 220 volt. †Specify Model No.

ZENITH MAJOR REPLACEMENT PARTS FOR HOME RADIOS

List Price on Pages 45 - 46

MODEL NO.	Chassis No.	Volume Control	Tone Control	Sens. Control	Elec. Cond.	Ant. Coil	R. F. Coil	Osc. Coil	I. F. Transformer	Dial or Scale	Band Switch	Power Transformer	Audio Transformer	Filter Choke	Cone Assembly	Output Transformer	Field Coil	Pilot Lamp	Tuning Meter	Speaker
7D243	5710	63-520	63-521		22-559	S4941		S4942	95-411 95-412	26-144	85-105			95-409	208-204	206-204	207-204	100-36		49-204
7D253	5710	63-520	63-521		22-559	S4941		S4942	95-411 95-412	26-144	85-105			95-409	208-193	206-193	207-193	100-36		49-193
7J232	5711	63-568	Switch 85-108	Switch 85-117	22-577	S5017	S5018	S5163	95-416 95-417	See Foot Note	85-103	95-425	95-446	95-298	208-207	206-207		100-39		49-207
7J259	5711	63-568	Switch 85-108	Switch 85-117	22-577	S5017	S5018	S5163	95-416 95-417	See Foot Note	85-103	95-425	95-446	95-298	208-198	206-198		100-39		49-198
7S28	5704	63-457 63-474 Export	63-458		22-416 22-422 Export	S3697	S3698	S3699	95-291 95-292	26-94	85-78	95-289 95-290*			208-117	206-117	207-117	100-23		49-117
7S53	5704	63-457 63-474 Export	63-458		22-416 22-422 Export	S3697	S3698	S3699	95-291 95-292	26-94	85-78	95-289 95-290*			208-122	206-122	207-122	100-23		49-122
7S232	5709	63-611	Switch 85-108		22-551 22-562	S4780	S5054	S4969	95-416 95-417	See Foot Note	85-110	95-418 95-451*			208-203	206-203	207-203	100-36	Tube 6T5	49-203
7S240	5709	63-611	Switch 85-108		22-569 22-562	S4780	S5054	S4969	95-416 95-417	See Foot Note	85-110	95-418 95-451*			208-206	206-206	207-206	100-36	Tube 6T5	49-206
7S242	5709	63-611	Switch 85-108		22-569 22-562	S4780	S5054	S4969	95-416 95-417	See Foot Note	85-110	95-418 95-451*			208-206	206-206	207-206	100-36	Tube 6T5	49-206
7S258	5709	63-611	Switch 85-108		22-551 22-562	S4780	S5054	S4969	95-416 95-417	See Foot Note	85-110	95-418 95-451*			208-181	206-181	207-181	100-36	Tube 6T5	49-181
7S260	5709	63-611	Switch 85-108		22-551 22-562	S4780	S5054	S4969	95-416 95-417	See Foot Note	85-110	95-418 95-451*			208-195	206-195	207-195	100-36	Tube 6T5	49-195
7S261	5709	63-611	Switch 85-108		22-551 22-562	S4780	S5054	S4969	95-416 95-417	See Foot Note	85-110	95-418 95-451*			208-195	206-195	207-195	100-36	Tube 6T5	49-195
8S129	5801	63-522	Switch 85-92	Switch 85-91	22-294 22-491	S4748	S4420	S4421	95-353 95-354	26-123	85-93	95-289 95-290*			208-117	206-117	207-117	100-36	122-13	49-117
8S154	5801	63-522	Switch 85-92	Switch 85-91	22-294 22-491	S4748	S4420	S4421	95-353 95-354	26-123	85-93	95-289 95-290*			208-148	206-148	207-148	100-36	122-13	49-148
9S30	5903	63-450 63-472 Export	63-451		22-412 22-421 Export	S3697	S3698	S3699	95-291 95-292	26-94	85-78	95-293 95-295*	95-294		208-126	206-126	207-126	100-23		49-126
9S54	5903	63-450 63-472 Export	63-451		22-412 22-421 Export	S3697	S3698	S3699	95-291 95-292	26-94	85-78	95-293 95-295*	95-294		208-120	206-120	207-120	100-23		49-120
9S55	5903	63-450 63-472 Export	63-451		22-412 22-421 Export	S3697	S3698	S3699	95-291 95-292	26-94	85-78	95-293 95-295*	95-294		208-120	206-120	207-120	100-23		49-120
9S204	5905	63-568	Switch 85-108	Switch 85-109	22-551 22-571	S5017	S5018	S5019	95-416 95-417	See Foot Note	85-103	95-418 95-451*			208-148	206-148	207-148	100-23	Tube 6T5	49-148
9S232	5905	63-568	Switch 85-108	Switch 85-109	22-551 22-571	S5017	S5018	S5019	95-416 95-417	See Foot Note	85-103	95-418 95-451*			208-117	206-117	207-117	100-36	Tube 6T5	49-117
9S242	5905	63-568	Switch 85-108	Switch 85-109	22-569 22-571	S5017	S5018	S5019	95-416 95-417	See Foot Note	85-103	95-418 95-451*			208-205	206-205	207-205	100-36	Tube 6T5	49-205
9S244	5905	63-568	Switch 85-108	Switch 85-109	22-569 22-571	S5017	S5018	S5019	95-416 95-417	See Foot Note	85-103	95-418 95-451*			208-205	206-205	207-205	100-36	Tube 6T5	49-205
9S262	5905	63-568	Switch 85-108	Switch 85-109	22-569 22-571	S5017	S5018	S5019	95-416 95-417	See Foot Note	85-103	95-418 95-451*			208-148	206-148	207-148	100-36	Tube 6T5	49-148
9S263	5905	63-568	Switch 85-108	Switch 85-109	22-569 22-571	S5017	S5018	S5019	95-416 95-417	See Foot Note	85-103	95-418 95-451*			208-148	206-148	207-148	100-36	Tube 6T5	49-148
9S264	5905	63-568	Switch 85-108	Switch 85-109	22-569 22-571	S5017	S5018	S5019	95-416 95-417	See Foot Note	85-103	95-418 95-451*			208-148	206-148	207-148	100-36	Tube 6T5	49-148
10S130	1004	63-522	Switch 85-92	Switch 85-91	22-493 22-504 22-506	S4748	S4420	S4421	95-353 95-354	26-123	85-93	95-355 95-365*	95-360	95-356	208-146	206-146	207-146	100-36	122-13	49-146
10S147	1004	63-522	Switch 85-92	Switch 85-91	22-510 22-512	S4748	S4420	S4421	95-353 95-354	26-123	85-93	95-355 95-365*	95-360	95-356	208-156	206-156	207-156	100-36	122-13	49-156
10S153	1004	63-522	Switch 85-92	Switch 85-91	22-493 22-504 22-506	S4748	S4420	S4421	95-353 95-354	26-123	85-93	95-355 95-365*	95-360	95-356	208-156	206-156	207-156	100-36	122-13	49-156
10S155	1004	63-522	Switch 85-92	Switch 85-91	22-493 22-504 22-506	S4748	S4420	S4421	95-353 95-354	26-123	85-93	95-355 95-365*	95-360	95-356	208-147	206-147	207-147	100-36	122-13	49-147
10S156	1004	63-522	Switch 85-92	Switch 85-91	22-493 22-504 22-506	S4748	S4420	S4421	95-353 95-354	26-123	85-93	95-355 95-365*	95-360	95-356	208-147	206-147	207-147	100-36	122-13	49-147
10S157	1004	63-522	Switch 85-92	Switch 85-91	22-493 22-504 22-506	S4748	S4420	S4421	95-353 95-354	26-123	85-93	95-355 95-365*	95-360	95-356	208-156	206-156	207-156	100-36	122-13	49-156
10S160	1004	63-522	Switch 85-92	Switch 85-91	22-493 22-504 22-506	S4748	S4420	S4421	95-353 95-354	26-123	85-93	95-355 95-365*	95-360	95-356	208-147	206-147	207-147	100-36	122-13	49-147
12A57	1202	63-450 63-472 Export	63-451		22-294 22-445	S3747	S3746	S3745	95-291 95-292	26-99 26-100 26-101	85-82	95-306 95-310*	95-307	95-312	208-121	206-121	207-121	100-23	122-10	49-121
12A58	1202	63-450 63-472 Export	63-451		22-294 22-445	S3747	S3746	S3745	95-291 95-292	26-99 26-100 26-101	85-82	95-306 95-310*	95-307	95-312	208-124 208-125	206-124	207-124 207-125	100-23	122-10	49-124
12S205	1204	63-568	Switch 85-108	Switch 85-109	22-554 22-555	S5265	S5266	S5019	95-416 95-417	See Foot Note	85-103	95-421 95-455*			208-185	206-185	207-185	100-36	Tube 6T5	49-185
12S232	1204	63-568	Switch 85-108	Switch 85-109	22-554 22-555	S5265	S5266	S5019	95-416 95-417	See Foot Note	85-103	95-421 95-455*			208-183	206-183	207-183	100-36	Tube 6T5	49-183
12S245	1204	63-568	Switch 85-108	Switch 85-109	22-566	S5265	S5266	S5019	95-416 95-417	See Foot Note	85-103	95-421 95-455*			208-184	206-184	207-184	100-36	Tube 6T5	49-184
12S265	1204	63-568	Switch 85-108	Switch 85-109	22-554 22-555	S5265	S5266	S5019	95-416 95-417	See Foot Note	85-103	95-421 95-455*			208-185	206-185	207-185	100-36	Tube 6T5	49-185
12S266	1204	63-568	Switch 85-108	Switch 85-109	22-554 22-555	S5265	S5266	S5019	95-416 95-417	See Foot Note	85-103	95-421 95-455*			208-185	206-185	207-185	100-36	Tube 6T5	49-185
12S267	1204	63-568	Switch 85-108	Switch 85-109	22-554 22-555	S5265	S5266	S5019	95-416 95-417	See Foot Note	85-103	95-421 95-455*			208-185	206-185	207-185	100-36	Tube 6T5	49-185

+110-220 volt, 60 cycle. © Plain dial scale. *25 cycle, all voltages. ^25 cycle, 110 volt. †25 cycle, 220 volt. ‡Specify Model No.

ZENITH MAJOR REPLACEMENT PARTS FOR HOME RADIOS

List Price on Pages 45 - 46

MODEL NO.	Chassis No.	Volume Control	Tone Control	Sens. Control	Elec. Cond.	Ant. Coil	R. F. Coil	Osc. Coil	I. F. Transformer	Dial or Scale	Band Switch	Power Transformer	Audio Transformer	Filter Choke	Cone Assembly	Output Transformer	Field Coil	Pilot Lamp	Tuning Meter	Speaker
12S268	1204	63-568	Switch 85-108	Switch 85-109	22-554 22-555	S5265	S5266	S5019	95-416 95-417	See Foot Note	85-103	95-421 95-455*	208-185	206-185	207-185	100-36	Tube 6T5	49-185
12U158	1203	63-522	Switch 85-92	Switch 85-91	22-125 22-294 22-504	S4545	S4546 B.C. S4387 S.W.	S4547 B.C. S4388 S.W.	95-368 95-369	26-130	85-94	95-370 95-373*	95-367	95-366	208-149	206-149	207-149	100-36	122-14	49-149
12U159	1203	63-522	Switch 85-92	Switch 85-91	22-125 22-294 22-504	S4545	S4546 B.C. S4387 S.W.	S4547 B.C. S4388 S.W.	95-368 95-369	26-130	85-94	95-370 95-373*	95-367	95-366	208-150 208-158	206-150 206-158	207-150 207-158	100-36	122-14	49-150
15U246	1501	63-688	Switch 85-123	Switch 85-109	22-568 22-569	S5231	S5232	S5036-7-8-9	95-439 95-440	See Foot Note	85-107	95-447 95-456*	95-442	208-200	206-200	207-200	100-36	Tube 6T5	49-200
15U269	1501	63-688	Switch 85-123	Switch 85-109	22-554 22-555	S5231	S5232	S5036-7-8-9	95-439 95-440	See Foot Note	85-107	95-447 95-456*	95-442	208-186	206-186	207-186	100-36	Tube 6T5	49-186
15U270	1501	63-688	Switch 85-123	Switch 85-109	22-554 22-555	S5231	S5232	S5036-7-8-9	95-439 95-440	See Foot Note	85-107	95-447 95-456*	95-442	208-187 208-188	206-187 206-188	207-187	100-36	Tube 6T5	49-187
15U271	1501	63-688	Switch 85-123	Switch 85-109	22-554 22-555	S5231	S5232	S5036-7-8-9	95-439 95-440	See Foot Note	85-107	95-447 95-456*	95-442	208-187 208-188	206-187 206-188	207-187	100-36	Tube 6T5	49-187
15U272	1501	63-688	Switch 85-123	Switch 85-109	22-554 22-555	S5231	S5232	S5036-7-8-9	95-439 95-440	See Foot Note	85-107	95-447 95-456*	95-442	208-186	206-186	207-186	100-36	Tube 6T5	49-186
15U273	1501	63-688	Switch 85-123	Switch 85-109	22-554 22-555	S5231	S5232	S5036-7-8-9	95-439 95-440	See Foot Note	85-107	95-447 95-456*	95-442	208-186	206-186	207-186	100-36	Tube 6T5	49-186
16A61	1601	63-450	63-451	22-321 22-361	S3747	S3746	S3745	S4014 S4014 95-317	26-109	85-82	95-314 95-315⊙	95-318	95-313	208-128 208-129	206-128 206-129	207-128 207-129	100-36	122-10	49-128
16A63	1601	63-450	63-451	22-321 22-361	S3747	S3746	S3745	S4014 S4014 95-317	26-109	85-82	95-314 95-315⊙	95-318	95-313	208-128 208-129	206-128 206-129	207-128 207-129	100-36	122-10	49-128
STRATO- 1ST SERIES	2501	63-390	63-391	63-408	22-300 22-361 22-362	S3340	S3498	S3366 S3368 S.W.	S3358 S3358 95-264	26-76	85-67	95-256 95-257	95-250	95-254 95-255	208-102 208-103	206-102 206-103	207-102 207-103	100-28	122-9	49-102
STRATO- 2ND SERIES	2501	63-390	63-391	63-408	22-321 22-360 22-361	S3593	S3588	S3587 S3115 S.W.	S3587 S3358 95-264	26-88	85-71	95-256 95-257	95-250	95-254 95-255	208-102 208-103	206-102 206-103	207-102 207-103	100-28	122-9	49-102

Complete Robot Dial Assembly, Part No. S4989. Individual Dial Scales may be ordered separately.

REPLACEMENT PARTS—AUTO RADIO MODELS

List Price on Pages 45 - 46

MODEL NO.	Chassis No.	Volume Control	Tone Control	Elec. Cond.	Ant. Coil	R. F. Coil	Osc. Coil	I. F. Transformer	Dial Scale	Rectifier Transformer	Audio Transformer	Filter Choke	Speaker	Cone Assembly	Output Transformer	Field Coil	Pilot Lamp	Pilot Cable	Volume Control Cable	Tuning Cable	Control Head	Vibrator
7JR	7101-9	7119-4	7111-12	7109-7	7110-7	7108-19	7104-6	7105-4	7167-1	7116-5	7149-18	7150-18	7152-2	7142-1
460	2047	63-276	63-253	22-183	20-40	20-39	95-198 95-199 95-200	S2640	95-163	95-165	95-164	49-57	208-57	206-57	207-57	100-23	190-1
462	2057	63-321	63-330	22-236	20-57	20-59	20-58	95-218 95-219	S2821	95-220	95-211	49-65	208-65	206-65	207-65	100-27	S2818	76-126*	76-130*	170-5	190-2
650	2057	63-321	63-330	22-236	20-47	20-51	20-48	95-218 95-219	26-46	95-212	95-211	49-65	208-65	206-65	207-65	100-26	S2810	S2811	S2812	170-3	190-2
660	2057	63-321	63-330	22-236	20-47	20-51	20-48	95-218 95-219	26-45	95-212	95-211	49-65	208-65	206-65	207-65	100-26	S2810	S2811	S2812	170-4	190-2
664	5510	63-434	22-388	S3622	20-106	95-274 95-275	26-90	95-273	95-276	49-111	208-111	206-111	207-111	100-29	52-72	76-175	76-172	170-15	190-4
666	5616	63-402	22-347	20-96	20-97	20-98	95-262 95-263	26-83	95-258	95-259	49-100	208-100	206-100	207-100	100-27	52-63	76-157	76-156	170-12	190-4
668	5626	63-402	22-347	20-96	20-97	20-98	95-262 95-263	26-83	95-258	95-259	49-114	208-114	206-114	207-114	100-27	52-63	76-157	76-156	170-16	190-4
5M90	5510	63-434	22-388	S3622	20-106	S3609 95-275	26-90	95-273	95-276	49-111	208-111	206-111	207-111	100-29	52-72	76-175	76-172	170-15	190-4
5M191	5520	63-551	22-528	20-152	S4778	95-400 95-401	26-140	95-389	95-396	49-170	208-170	206-170	207-170	100-32	52-99	76-209	170-18†	190-9
6M90D	5630	63-485	63-487	22-464	20-129	20-128	20-130	95-342 95-343	26-114	95-328	95-330	49-136	208-136	206-136	207-136	100-32	52-82	76-207	76-209	170-18	190-7
6M90S	5630	63-485	63-487	22-464	20-129	20-128	20-130	95-342 95-343	26-112	95-328	95-330	49-136	208-136	206-136	207-136	100-32	52-78	76-201	76-204	MS295	190-7
6M91D	5631	63-485	63-487	22-464	20-129	20-128	20-130	95-342 95-343	26-114	95-328	95-330	49-137†	208-137†	206-137	207-137†	100-32	52-82	76-207	76-209	170-18	190-7
6M91S	5631	63-485	63-487	22-464	20-129	20-128	20-130	95-342 95-343	26-112	95-328	95-330	49-137†	208-137†	206-137	207-137†	100-32	52-78	76-201	76-204	MS295	190-7
6M92	5632	63-514	22-474	20-132	20-128	S4283	95-342 95-343	26-114	95-344	95-341	49-138	208-138	206-138	207-138	100-32	52-81	76-201	76-204	170-18	190-7
6M192	5637	63-551	22-526	20-149	20-150	S4771	95-392 95-393	26-141	95-390	95-396	49-170	208-170	206-170	207-170	100-32	52-99	76-209	170-19†	190-9
6M193	5637	63-549	63-549	22-526	20-149	20-150	S4771	95-392 95-393	26-141	95-390	95-396	49-177	208-177	206-177	207-177	100-32	52-100	76-223	170-20†	190-9
6M194	5637	63-549	63-549	22-526	20-149	20-150	S4771	95-392 95-393	26-141	95-390	95-396	49-175†	208-175†	206-175	207-175†	100-32	52-100	76-223	170-20†	19-9
7M91D	5706	63-507	63-487	22-469	20-129	20-128	20-130	95-337 95-338	26-114	95-334	95-336	95-335	49-137†	208-137†	206-137	207-137†	100-32	52-82	76-207	76-209	170-18	190-7
7M91S	5706	63-507	63-487	22-469	20-129	20-128	20-130	95-337 95-338	26-112	95-334	95-336	95-335	49-137†	208-137†	206-137	207-137†	100-32	52-78	76-201	76-204	MS295	190-7
8M195	5803	63-549	63-549	22-527	20-149	20-150	S4771	95-394 95-395	26-141	95-391	95-336	95-398	49-175†	208-175†	206-175	207-175†	100-32	52-100	76-223	170-20†	190-9
FORD ZENITH	5601	63-350	22-273	20-60	20-61	20-62	95-227 95-228	26-47	95-226	95-225	49-77	208-77	206-77	207-77	100-27	76-133	190-3

+110-220 volt, 60 cycle. ⊙Plain dial scale. *25 cycle, all voltages. †25 cycle, 110 volt. ‡25 cycle, 220 volt. †Specify Mode No.

LIST PRICES FOR ALL PARTS ON PAGES 37, 38, 39, 40, 41, 42, 43 and 44

Part No.	Price	Part No.	Price	Part No.	Price	Part No.	Price	Part No.	Price	Part No.	Price		
20-30	\$0.75	22-505	\$0.75	49-51	\$8.50	49-177	\$3.75	63-487	\$0.90	95-138	\$2.00	95-287	\$1.25
20-31	.75	22-506	.75	49-52	7.00	49-179	6.50	63-507	1.35	95-139	1.50	95-291	1.25
20-32	1.15	22-514	1.15	49-53	7.00	49-180	5.00	63-514	1.35	95-140	5.50	95-292	1.25
20-33	.75	22-515	1.00	49-55	7.50	49-181	8.00	63-517	1.35	95-142	8.00	95-294	2.00
20-34	1.00	22-516	.75	49-56	8.00	49-183	7.75	63-520	1.35	95-143	5.50	95-298	.75
20-35	1.15	22-517	1.15	49-57	7.00	49-184	10.00	63-521	.90	95-144	8.00	95-302	1.50
20-39	.85	22-522	.95	49-58	6.50	49-185	13.00	63-522	1.35	95-145	5.50	95-303	1.25
20-40	.85	22-526	1.15	49-59	8.50	49-186	17.50	63-534	1.35	95-146	6.00	95-308	1.25
20-43	.75	22-527	2.00	49-61	8.50	49-187	18.50	63-541	1.35	95-147	4.50	95-309	1.25
20-44	1.00	22-528	1.25	49-62	8.50	49-188	6.00	63-547	1.35	95-153	4.75	95-311	2.50
20-45	.75	22-551	.85	49-63	6.50	49-189	4.50	63-548	1.35	95-163	2.25	95-312	.75
20-46	1.25	22-552	.75	49-65	6.00	49-190	5.00	63-549	2.25	95-164	1.25	95-313	2.25
20-57	1.50	22-554	.85	49-66	12.50	49-191	4.50	63-551	1.35	95-165	2.00	95-317	1.25
20-58	1.25	22-555	.85	49-67	7.50	49-193	6.75	63-565	1.35	95-168	8.50	95-318	2.75
20-59	1.25	22-560	1.60	49-76	5.50	49-195	13.00	63-568	.90	95-170	9.75	95-324	.75
20-60	1.25	22-562	1.25	49-77	6.25	49-198	8.50	63-611	1.35	95-172	15.00	95-328	2.25
20-61	1.25	22-566	1.60	49-79	6.25	49-200	14.50	63-687	1.35	95-173	8.25	95-330	.65
20-62	1.00	22-571	1.25	49-80	5.50	49-202	4.50	63-688	1.35	95-181	1.75	95-333	1.50
20-96	.75	22-577	1.15	49-81	4.50	49-203	6.50	63-798	1.35	95-182	1.75	95-334	2.75
20-97	.75	22-582	1.25	49-82	10.50	49-204	6.50	63-799	1.35	95-183	1.75	95-335	.75
20-98	.65	26-34	.25	49-85	7.50	49-205	8.00	76-126	1.25	95-184	1.25	95-336	3.50
20-106	.55	26-36	.40	49-87	6.50	49-206	7.50	76-130	1.25	95-185	3.00	95-337	1.25
20-128	.85	26-37	.25	49-91	8.00	49-209	6.50	76-156	1.25	96-187	1.50	95-338	1.25
20-129	1.10	26-38	.25	49-92	9.50	49-210	6.50	76-157	1.25	95-188	1.50	95-341	.75
20-130	.65	26-42	.60	49-93	7.00	52-63	.50	76-172	1.25	95-189	6.00	95-342	1.25
20-132	.75	26-45	.50	49-96	8.50	52-72	1.00	76-175	1.25	95-190	4.50	95-343	1.25
20-149	1.15	26-46	1.00	49-97	8.50	52-78	.65	76-201	1.25	95-191	1.50	95-344	2.25
20-150	.65	26-47	.50	49-98	12.00	52-81	.45	76-204	1.25	95-192	1.50	95-345	.85
20-152	1.15	26-48	.50	49-100	5.00	52-82	.75	76-207	1.25	95-193	2.50	95-346	1.25
22-125	.85	26-49	1.75	49-102	6.50	52-99	.20	76-209	1.25	95-194	8.50	95-347	1.25
22-156	1.35	26-50	.40	49-103	30.00	52-100	.40	76-223	1.25	95-195	7.00	95-348	.75
22-157	1.35	26-51	1.00	49-107	6.00	63-200	.90	85-36	2.25	95-196	9.50	95-349	1.25
22-168	2.00	26-54	.30	49-108	30.00	63-209	1.35	85-40	1.75	95-198	1.25	95-350	1.25
22-169	.75	26-56	.35	49-111	5.00	63-226	3.00	85-45	.35	95-199	1.50	95-352	1.25
22-172	.85	26-60	.60	49-114	6.00	63-231	2.25	85-46	1.35	95-200	1.50	95-353	1.25
22-173	1.35	26-61	2.75	49-115	4.00	63-232	.90	85-47	1.25	95-206	1.50	95-354	1.25
22-183	1.75	26-64	.35	49-116	5.50	63-234	.90	85-48	.35	95-207	1.50	95-356	1.25
22-203	.75	26-67	.50	49-117	7.50	63-235	1.35	85-53	.65	95-211	.75	95-358	1.25
22-204	2.25	26-72	.75	49-118	7.50	63-250	.90	85-55	.65	95-212	2.25	95-359	1.25
22-217	2.00	26-78	.65	49-120	8.75	63-253	.90	85-57	1.25	95-218	1.75	95-360	2.25
22-230	2.25	26-79	.30	49-121	8.75	63-276	.90	85-58	2.75	95-219	1.75	95-366	2.25
22-236	2.25	26-80	.30	49-122	8.50	63-284	1.35	85-59	1.50	95-220	2.25	95-367	4.50
22-240	1.35	26-83	.35	49-124	12.00	63-285	.90	85-60	.60	95-222	1.75	95-368	1.25
22-241	2.25	26-89	.35	49-125	5.25	63-286	.90	85-61	1.25	95-223	1.75	95-369	1.25
22-247	1.35	26-90	.35	49-126	6.75	63-304	.90	85-62	.75	95-225	.75	95-371	1.25
22-273	2.00	26-94	.85	49-127	5.00	63-306	1.35	85-65	2.50	95-226	2.75	95-372	1.25
22-283	2.50	26-97	.75	49-128	10.00	63-309	.90	85-76	.35	95-227	1.75	95-379	1.25
22-294	1.35	26-98	.50	49-129	7.00	63-312	1.35	85-78	1.50	95-228	1.75	95-380	1.25
22-307	2.00	26-99	1.25	49-130	5.50	63-315	.90	85-80	.85	95-230	1.75	95-382	2.50
22-308	1.00	26-100	1.25	49-131	8.00	63-316	.90	85-82	1.75	95-236	.75	95-383	1.25
22-318	1.75	26-101	1.25	49-132	5.50	63-321	1.35	85-83	.65	95-237	1.50	95-384	1.25
22-321	1.00	26-104	.85	49-136	5.00	63-330	.90	85-84	.40	95-238	1.50	95-389	2.75
22-322	2.25	26-105	.50	49-137	7.50	63-338	1.35	85-88	.55	95-239	3.25	95-390	2.75
22-331	1.00	26-109	2.00	49-138	5.00	63-350	1.35	85-89	.75	95-240	2.00	95-391	3.25
22-347	1.75	26-112	.35	49-141	4.50	63-356	1.35	85-90	.75	95-242	1.50	95-392	1.25
22-360	3.00	26-114	.20	49-142	5.00	63-366	1.35	85-91	.35	95-243	1.50	95-393	1.25
22-361	1.35	26-116	.45	49-143	4.75	63-384	1.35	85-92	.50	95-244	1.25	95-394	1.25
22-362	1.15	26-117	1.25	49-144	7.50	63-390	9.00	85-93	1.50	95-245	1.25	95-395	1.25
22-385	2.50	26-122	.75	49-145	8.50	63-391	4.00	85-94	2.50	95-247	1.50	95-396	.75
22-388	1.35	26-123	1.25	49-146	7.50	63-392	1.35	85-103	1.25	95-248	1.50	95-398	.85
22-407	2.35	26-130	1.75	49-147	13.00	63-393	.90	85-104	.75	95-249	1.00	95-399	1.25
22-412	2.65	26-140	.15	49-148	12.50	63-402	1.35	85-105	.75	95-250	3.25	95-400	1.25
22-414	2.15	26-141	.15	49-149	12.50	63-408	.90	85-108	.65	95-254	5.50	95-401	1.25
22-416	2.50	26-143	.50	49-150	14.00	63-409	1.35	85-109	.65	95-255	3.25	95-407	1.25
22-419	1.65	26-144	.75	49-151	6.50	63-434	1.35	85-110	1.00	95-258	2.00	95-408	1.25
22-421	2.75	26-157	.50	49-152	6.50	63-450	1.35	85-112	.65	95-259	.75	95-409	1.25
22-422	2.75	26-161	.50	49-153	6.50	63-451	.90	85-113	.65	95-261	1.00	95-410	1.35
22-429	2.75	26-168	.50	49-155	7.50	63-455	1.35	85-117	.85	95-262	1.25	95-411	1.25
22-459	1.65	26-174	.50	49-156	10.50	63-456	1.35	95-127	5.00	95-263	1.25	95-412	1.25
22-464	1.75	26-188	.75	49-158	6.00	63-457	1.35	95-129	5.50	95-264	2.50	95-413	1.25
22-469	2.50	49-44	6.50	49-159	8.00	63-458	.90	95-131	6.75	95-269	2.00	95-414	1.25
22-474	1.35	49-45	6.50	49-160	8.50	63-468	1.35	95-132	1.50	95-273	2.00	95-416	1.25
22-491	1.15	49-46	8.50	49-162	6.50	63-469	.90	95-133	1.50	95-274	1.50	95-417	1.25
22-493	1.25	45-47	5.50	49-163	6.50	63-472	1.35	95-134	12.50	95-275	1.50	95-419	1.25
22-504	.85	49-48	8.50	49-164	7.00	63-474	1.35	95-135	6.00	95-276	.65	95-420	1.25
		49-49	7.50	49-170	3.00	63-475	.90	95-136	8.50	95-284	1.25	95-439	1.25
		49-50	11.00	49-175	5.50	63-485	1.35	95-137	8.50	95-285	1.50	95-440	1.25

LIST PRICES FOR ALL PARTS ON PAGES 37, 38, 39, 40, 41, 42, 43 and 44

Part No.	Price	Part No.	Price	Part No.	Price	Part No.	Price	Part No.	Price	Part No.	Price		
95-442	\$2.25	206-115	\$1.00	207-58	\$1.25	207-185	\$5.00	208-136	\$2.50	MS200	\$2.00	S3622	\$1.15
95-444	1.25	206-116	1.50	207-59	1.50	207-186	6.00	208-137	2.50	MS201	3.00	S3673	1.50
95-446	1.75	206-117	1.75	207-61	1.50	207-187	6.00	208-138	2.50	S336	.75	S3674	.35
100-18	.09	206-118	1.75	207-62	1.25	207-188	P.M.	208-141	2.00	S1186	1.75	S3697	1.15
100-23	.09	206-120	2.00	207-63	1.25	207-189	1.50	208-142	2.50	S2117	1.75	S3698	1.00
100-26	.15	206-121	2.00	207-65	1.25	207-190	1.75	208-143	2.00	S2118	1.75	S3699	1.25
100-27	.15	206-122	1.50	207-66	2.50	207-191	1.50	208-144	3.75	S2125	1.15	S3718	.85
100-28	1.25	206-124	4.00	207-67	2.50	207-193	2.50	208-145	3.75	S2126	1.00	S3720	1.50
100-29	.09	206-125	1.25	207-76	1.25	207-195	5.00	208-146	3.00	S2127	1.25	S3745	1.50
100-32	.09	206-126	2.00	207-77	1.50	207-198	P.M.	208-147	4.50	S2136	1.75	S3746	1.50
100-36	.09	206-127	2.00	207-80	2.00	207-200	5.00	208-148	4.50	S2161	1.25	S3747	1.50
100-39	.12	206-128	5.50	207-81	1.25	207-202	1.50	208-149	4.50	S2162	1.25	S3755	1.15
100-50	.22	206-129	2.00	207-82	1.75	207-203	2.50	208-150	4.50	S2166	2.35	S3756	1.50
100-51	.12	206-130	2.00	207-85	1.75	207-204	2.00	208-151	3.00	S2167	1.35	S4014	2.25
122-5	2.00	206-131	2.00	207-87	1.50	207-205	2.50	208-152	3.00	S2169	1.00	S4015	1.15
122-6	2.00	206-132	1.50	207-91	2.50	207-206	2.50	208-153	2.50	S2171	1.25	S4017	1.15
122-7	2.00	206-136	2.00	207-92	2.50	207-209	P.M.	208-155	2.50	S2437	.75	S4283	.65
122-8	2.00	206-138	2.00	207-93	1.50	207-210	P.M.	208-156	4.50	S2438	1.00	S4302	.75
122-9	2.00	206-141	1.25	207-97	1.75	208-44	3.00	208-158	2.50	S2439	1.15	S4304	.60
122-10	2.00	206-142	1.25	207-98	2.00	208-45	3.00	208-159	2.50	S2611	1.75	S4343	1.15
122-13	2.00	206-143	1.00	207-100	1.25	208-46	3.00	208-160	2.50	S2639	1.25	S4344	1.15
122-14	2.00	206-144	1.50	207-102	5.00	208-47	3.75	208-162	2.50	S2640	1.50	S4362	1.15
170-3	6.00	206-145	1.75	207-103	5.00	208-48	3.75	208-163	1.50	S2672	1.00	S4363	1.15
170-4	6.00	206-146	2.00	207-107	1.75	208-49	3.00	208-164	2.00	S2673	.75	S4387	.35
170-5	6.00	206-147	3.00	207-108	5.50	208-50	4.00	208-170	2.00	S2679	1.00	S4388	.50
170-12	5.00	206-148	1.75	207-111	2.50	208-51	4.00	208-175	2.50	S2697	1.25	S4394	1.15
170-15	5.00	206-149	3.00	207-114	3.00	208-52	3.50	208-177	2.50	S2710	1.35	S4395	1.00
170-16	5.00	206-150	3.00	207-115	1.00	208-53	3.50	208-178	1.50	S2811	1.00	S4420	1.25
170-18	2.75	206-151	1.75	207-116	1.25	208-55	3.00	208-179	2.00	S2812	1.25	S4421	1.25
170-19	2.75	206-152	1.75	207-117	2.00	208-56	3.25	208-180	1.50	S2818	.25	S4456	1.15
170-20	3.75	206-153	1.25	207-118	2.00	208-57	2.50	208-181	2.50	S2821	1.00	S4480	1.15
190-1	4.00	206-155	1.50	207-120	2.00	208-58	2.50	208-183	2.00	S2889	1.25	S4481	1.25
190-2	4.00	206-156	3.00	207-121	2.50	208-59	3.00	208-184	3.00	S2891	1.25	S4482	1.25
190-3	4.50	206-158	1.50	207-122	2.00	208-61	3.00	208-185	2.50	S2893	1.25	S4545	1.25
190-4	3.75	206-159	1.25	207-124	4.50	208-62	3.00	208-186	3.25	S2931	.65	S4546	1.35
190-5	3.75	206-160	1.50	207-125	1.75	208-63	3.00	208-187	3.25	S2933	1.75	S4547	1.35
190-6	3.50	206-162	1.50	207-126	1.75	208-65	2.50	208-188	1.75	S2953	.85	S4662	.30
190-7	3.00	206-163	1.25	207-127	1.25	208-66	3.25	208-189	1.50	S2955	1.25	S4669	1.15
190-8	3.50	206-164	1.25	207-128	4.00	208-67	3.25	208-190	1.75	S2957	1.75	S4709	.75
190-9	3.00	206-178	1.50	207-129	1.25	208-76	2.50	208-191	1.50	S2963	.85	S4712	1.15
190-11	2.75	206-179	2.50	207-130	1.50	208-77	2.50	208-193	2.00	S2964	1.00	S4721	.50
206-44	2.00	206-180	1.50	207-131	1.50	208-79	3.00	208-195	3.00	S2965	1.15	S4722	.75
206-46	2.00	206-181	2.50	207-132	1.50	208-80	2.00	208-198	2.50	S3016	1.25	S4735	1.25
206-47	2.00	206-183	2.50	207-136	1.25	208-81	3.00	208-200	3.00	S3019	2.00	S4737	.75
206-49	2.00	206-184	2.50	207-137	3.00	208-82	3.25	208-202	1.50	S3020	2.00	S4738	.55
206-51	2.50	206-185	2.50	207-138	1.50	208-85	3.75	208-203	2.00	S3021	4.00	S4771	.45
206-52	2.00	206-186	3.50	207-141	1.25	208-87	2.50	208-204	2.00	S3048	.75	S4778	.45
206-55	2.00	206-187	3.50	207-142	1.50	208-91	3.75	208-205	2.50	S3049	1.25	S4780	2.00
206-56	2.00	206-188	1.50	207-143	2.00	208-92	3.25	208-206	2.00	S3061	1.00	S4909	1.00
206-57	2.00	206-189	1.50	207-144	1.75	208-93	2.00	208-209	1.75	S3067	.65	S4934	2.50
206-58	1.25	206-190	1.50	207-145	2.50	208-96	3.50	208-210	2.00	S3078	3.50	S4941	1.50
206-59	1.25	206-191	1.50	207-146	2.50	208-97	3.50	C523	1.25	S3079	3.00	S4942	1.75
206-61	1.75	206-193	2.50	207-147	2.50	208-98	3.75	C524A	.75	S3080	3.50	S4969	1.50
206-62	2.00	206-195	2.50	207-148	1.75	208-100	2.50	C524B	.65	S3115	1.00	S5017	1.50
206-63	3.00	206-198	2.50	207-149	2.50	208-102	5.50	C524C	1.50	S3121	1.25	S5018	1.35
206-65	1.50	206-200	3.50	207-150	2.50	208-103	5.50	C524D	1.00	S3122	1.65	S5019	1.75
206-76	1.25	206-202	1.50	207-151	1.50	208-107	2.50	C524E	1.50	S3123	1.25	S5036	.50
206-77	2.00	206-203	2.50	207-152	1.25	208-108	5.50	C524F	1.25	S3124	1.65	S5037	.50
206-79	1.75	206-204	2.50	207-153	P.M.	208-111	2.50	C525C	1.75	S3129	1.00	S5038	.50
206-80	1.50	206-205	2.50	207-155	P.M.	208-114	3.00	C525D	.75	S3297	1.25	S5039	.50
206-81	1.50	206-206	2.50	207-156	2.50	208-115	1.50	C538	2.25	S3298	1.25	S5054	1.50
206-82	1.75	206-209	1.50	207-158	1.75	208-116	3.00	7101-9	1.35	S3299	1.40	S5055	2.25
206-85	1.75	206-210	2.50	207-159	P.M.	208-117	2.50	7104-6	2.50	S3340	3.50	S5073	1.50
206-87	1.25	207-44	2.25	207-160	P.M.	208-118	3.50	7105-4	.75	S3358	4.00	S5074	1.50
206-91	1.75	207-45	2.25	207-162	P.M.	208-120	5.00	7108-19	1.50	S3366	3.50	S5098	1.00
206-92	2.00	207-46	2.25	207-163	P.M.	208-121	5.00	7109-7	.75	S3368	2.50	S5100	1.25
206-93	1.50	207-47	3.00	207-164	P.M.	208-122	5.00	7110-7	.75	S3377	.90	S5153	1.50
206-96	2.00	207-48	3.75	207-170	1.50	208-124	5.00	7111-12	1.25	S3397	2.00	S5163	1.50
206-97	1.75	207-49	2.25	207-175	2.50	208-125	1.75	7116-5	.09	S3498	4.00	S5167	1.25
206-98	1.75	207-50	2.50	207-177	1.50	208-126	3.00	7119-4	2.50	S3536	1.25	S5215	1.25
206-100	1.75	207-51	1.75	207-178	1.50	208-127	1.50	7142-1	4.50	S3540	1.50	S5231	1.50
206-102	1.50	207-52	2.75	207-179	2.50	208-128	4.00	7149-18	1.00	S3542	1.90	S5232	1.25
206-103	5.00	207-53	3.50	207-180	1.50	208-129	1.50	7150-18	1.00	S3587	5.00	S5265	1.50
206-107	1.50	207-55	2.50	207-181	2.75	208-130	1.50	7152-2	5.00	S3588	4.50	S5266	1.50
206-108	3.00	207-56	2.50	207-183	2.50	208-131	1.50	7167-1	5.00	S3593	1.50	S5272	1.50
206-111	2.00	207-57	2.50	207-184	5.00	208-132	1.50	MS174	3.00	S3609	1.50	S5303	1.50



REPLACEMENT PARTS Warranty

● The Zenith Radio Corporation guarantees all Zenith parts to be free from defects in workmanship or material. This includes parts sold by this Company, either as components of Zenith receivers, or as replacement merchandise. Our obligation under this warranty is limited to making good at our factory either by repair or replacement, any parts which, within the guarantee period (90 days from date of SALE TO THE CONSUMER) are found upon examination to have become thus defective. This warranty shall not apply to any parts which have been repaired or altered outside of our factory in any way, so as, in our judgment to affect their salability or reliability, or which have been subject to misuse, negligence or accident or with the factory label or code date defaced or removed.

All Zenith parts are date coded. On the first of each month, parts bearing code markings of the 10th preceding month automatically become obsolete, and are not subject to return. Parts returned which are beyond replacement period, but on which you believe you are entitled to an adjustment because of special circumstances, must have labels or tags affixed stating reasons for return, length of service, date sold, or any other information that will assist the manufacturer in making an equitable adjustment. However, we reserve the right that in the handling of such adjustment, our decisions be considered final. Labels or tags will be supplied by your distributor without charge.

Dealers and Radio Service Technicians must not send parts direct to factory. Parts to be returned for adjustment must be returned to your nearest distributor with transportation charges prepaid and be well packed to insure against damage in shipment. If parts are not submitted in accordance with the procedure outlined it will be necessary to decline adjustment.

ORDERING INSTRUCTIONS

● **IMPORTANT**—All orders for Zenith replacement parts, tubes and accessories must be placed with your nearest Zenith distributor. Please do not send your orders direct to us. If you do not know who your nearest Zenith distributor is, write Zenith Radio Corporation, Chicago, Illinois, and this information will be sent to you promptly.

All prices in this catalog are **LIST**, unless otherwise noted. Discounts from list will be quoted by any Zenith distributor to qualified dealers and radio service technicians.

When ordering, specify part number, chassis or model number and quantity. Give name and address in full and specify by what method shipment is to be made—parcel post, express or freight. All prices are F.O.B. from point order is placed.

ORDER FROM YOUR ZENITH DISTRIBUTOR ONLY

INDEX

Acid Core Solder	Page 32	Kits, Refinishing	Page 35
Ammeters, Tuning	21	Kits, Replacement Vibrators (Auto)	35
Antenna Lead Extension Cable	32	Kits, Replacement Vibrators (Home)	35
Antenna Lightning Arrestor	22	Knobs, for all radios	20
Antenna, Doublet	25	Knobs, Matching for autos	20
Armchair Radio Cable	24	Lamps, Pilot	21
Audio Transformers	16	Lead-In Wire	22
Auto and Household Cartridge Type Fuses	19	Lightning Arrestor	22
Automobile Antennas	34	Meters, Tuning	21
Auto Panel Plates	30-31	Mica Radio Condensers	6
Auto Radio Condensers	5	Milliammeters	23
Auto Radio Connectors	32	Motor Hood Bond Springs	32
Auto Radio Connectors and Parts	20	Panel Plates, Auto	30-31
Auto Radio Fuses	32	Parker-Kalon Self-Tapping Screws	32
Auto Radio Installation Kit	36	Phonetable	24
Auto Speakers	29	Pilot Lamp Sockets	18
Band Switches	22	Pilot Light Cables	33
Battery Cable	22	Pointer Screw Shim Washers	32
Belts, Drive	21	Pointer Screw Spacers	32
Braided Copper Cable	32	Prices, Replacement Parts	45-46
Cable, Armchair Ribbon	24	Privacy Plug-In	25
Cable, Battery	22	Rectifier (BL)	36
Cable, Braided Copper	32	Refinishing Kit	36
Cable, Extension (Auto)	32	Replacement Condensers	8-9-10
Cable, Flat Conductor	22	Replacement Controls	15
Cables, Pilot Light	33	Replacement Parts (Auto) General Listing	44
Chassis Hook-Up Wire	22	Replacement Parts (Household) General Listing	37 to 44
Chokes and Audio Transformers	16	Replacement Sockets	18
Coil Shields	21	Replacement Transformers	17
Collector, Front Wheel Static	32	Resistors, Insulated	12
Condensers (Auto)	32	Resistors, Special Value	12
Condensers, Auto Radio	5	Scratch Strip	36
Condensers, Electrolytic	4	Screws, Parker-Kalon Self-Tapping	32
Condensers, Mica Radio	6	Service Manual	36
Condensers, Replacement	8-9-10	Shields, Coil	20
Condensers, Tubular Paper	1	Shields, Tube	19
Connectors, Auto Radio	32	Shielding, Flexible Tinned Copper	22
Control Heads (Auto)	33	Sockets, Pilot Lamp	18
Control Shafts (Auto)	33	Sockets, Replacement	18
Controls, Duplicate	14	Sockets, Sub Panel	18
Controls, Midget	15	Solder, Acid Core	32
Controls, Replacement	15	Speakers, Auto	29
Cord, Heavy Duty Heater	22	Springs, Motor Hood Bond	32
Cord, Rubber Covered A.C.	22	Steering Control Heads	28
Covers, Separate Switch	15	Suppressors	32
Data, Steering Control Heads	28	Switches	19
Dial Glasses	21	Switches, Band	22
Dial Scales and Pointers	33	Transformers, Audio	16
Dividers, Vitreous Enamelled Dividers	12	Transformers, Chokes and Audio	16
Dividers, Wire Wound Metal Clad Voltage	13	Transformers, I. F.	11
Drive Belts	21	Transformers, Replacement	17
Dummy Antenna Assembly	32	Trimmer Condensers and Padders	7
Electrolytics, Flat Mounting	3	Tubes	26
Electrolytics, Plain Can	4	Tuning Meters and Ammeters	21
Electrolytics, Screw Type Metal	2	Tube Promotions	27
Electrolytics, Tubular Type	2	Tube Shields	19
Extension Speaker	25	Tube Testers	23
Flat Conductor Cable	22	Universal Bond Assembly	32
Flexible Tinned Copper Shielding	22	Vibrators, (Kit) Auto	35
Front Wheel Static Collector	32	Vibrators, (Kit) Home	35
Fuses, Auto and Household Cartridge Type	19	Vibrators, Replacement	19
Fuses, Auto Radio	32	Washers, Pointer Screw Shim	32
Generators, Signal	23	Wave Trap	25
Glasses, Dial	21	Wire, Antenna Indoor	22
I. F. Transformers	11	Wire, Chassis Hook-up	22
Kits, Auto Radio Installation	36	Wire, Lead-in	22
Kits, By-Pass Condenser	35	Wire, Solder	20
Kits, Pilot Lamp	35		